

**Please follow the link to a Padlet that I have created.** This allows easier access to websites and resources. I have done this on a day to day basis. I have also created sections for PE, ART, fine motor, tricky words, and phonics and number formation if you scroll across on it. This can be used to revise (refresh) items over the summer break.

<https://padlet.com/msbridgesballindaggin/9018pwqig67mv0rd>

## Tuesday

### English - Phonics/Diagraphs

- Revise the jolly phonics sounds (most of our diagraph sounds from this year, start at approx 8 minutes) <https://vimeo.com/106231366>.
- Sound of the week – OU/OW. Name words that have this sound in it (couch, found, sound, loud, cow, brown, crown etc). Ask them to write some of these words, using different colours for the 'ou and ow' sound. Separate the words for 'ou' and 'ow' so that they can see that we use this sound in 2 different ways. Find this sound in books and spell different words with it.
- Video to help with "ou/ow" sound. (Padlet 2 Monday and Tuesday)
- 'ou/ow' sound Activity Sheet (below)

### Gaeilge

- (word of the day) – teilifís (television)

## Wednesday

### Maths – Addition with the Number 10

- ("straight line down, then around with a grin, that's the way to make a 10.") Write the full word – ten, practice this and teach the spelling of it.
- Get 10 squares of any household item (toilet roll, potatoes, carrots etc) – place the chocolate on 2 plates and ask your child to write down the sum (number story). Take turns doing this, as they will enjoy being the teacher and watching you add also. (See Padlet 1 – Tuesday for an idea on how to do this)
- Maths Activity Sheet (below) – Combine totals up to 10.

### Gaeilge

- (word of the day) – nuachtán (newspaper)

## Thursday

### English Letter Formation and Reading

- Practice writing the capital R and small r on a page, copy, in sand or on a whiteboard.
- Activity sheet – handwriting – capital R (see below).
- Revise letter formation online – (See Padlet 4 Thursday). This is a great way to practice the formation of R and it can be used on the iPad.
- Reading – 'The Wooden Horse.' <https://www.starfall.com/h/ir->

[greek/woodenhorse/?sn=ir-greek--im-reading](http://greek/woodenhorse/?sn=ir-greek--im-reading)

**Gaeilge**

- (word of the day) – fón póca (mobile phone)

**Friday**

**Mental Maths – Friday**

- Friday will be 'Mental Maths' day. This will include activities to help them revise and consolidate all the concepts and topics studied in Junior and Senior Infants.
- This will help to prepare the children for activities in first class. It is aimed towards first class, so your child will need assistance at first to understand that they must read the question and present the answer. The child is not expected to be able read the questions, but they can have a go at it, with your help. They will eventually become more comfortable with reading the questions and the layout.
- Mental Maths – activity sheets – below.

ch, sh, th/th, oo/oo, ue, ng, er, ar, oa/ow, ie, ai, ou/ow, ee,  
or, oi/oy, ou, qu, wh (see padlet for Jolly phonics songs)

# Tues









Trace. Write. Draw.

mouse	cow	couch
growl	round	owl



Read. Circle the correct words.

 brown crown town	 couch vouch pouch	 proud found loud
 about out pout	 owl howl growl	 couch mouth south

I can read 4 words with 'ow' and 'ou'.



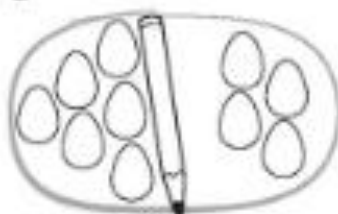
Wednes

# Partition (totals up to 10)

See Pupil's Book (page 92)

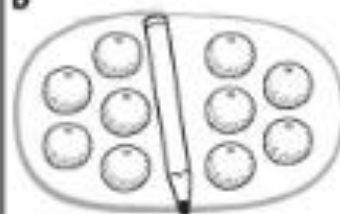
Count. Add. Write.

a



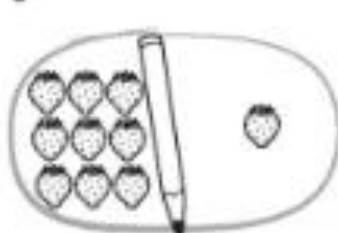
$$\square + \square = \square$$

b



$$\square + \square = \square$$

c



$$\square + \square = \square$$

d




$$\square + \square = \square$$

e



$$\square + \square = \square$$

f



$$\square + \square = \square$$

# Thurs



all letters flow • Similar shapes



ag



R R R R R R



R

R r

r n m p

Ruby has a red ring

Write a sentence using some r words. Draw a picture of it.

**W.A.L.T.**

- Form the capital letter 'R' and revise small letters r, n, m and p.
- Identify capital letter at beginning of sentence.

Fri

~~Math 100~~

1. Ring the shape that cannot roll.



2. I am  years old.

3. I have .

I need c more to make 10c.

4. Count back.

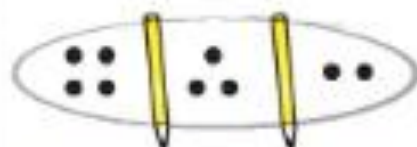
10, , , ,

5. Write 5 another way.

$$3 + 2 = 5 \rightarrow$$

$$\boxed{\phantom{0}} + \boxed{\phantom{0}} = 5$$

6. Count. Add. Write.



$$\boxed{\phantom{0}} + \boxed{\phantom{0}} + \boxed{\phantom{0}} = \boxed{\phantom{0}}$$

7. 3 more than 6 is .

8. Draw a curved line.

### Problems

9. How many paper clips long are the 3 pencils altogether?



10. Pencil (a) is  paper clips longer than pencil (c).



Tues

145

teilifís

N.Shins. | Ceacht 15



148

nuachtán

N.Shins. | Ceacht 15



Thurs

150

fón póca

N.Shins. | Ceacht 15

