

Junior Infants Week 7

This week's Life skill learning Learn how to make your bed.

Monday

**Sounds

- Go through Sounds copy.
- Listen to some of the Jolly Phonics songs. They are all on this website: <https://vimeo.com/106231366>

****Letter Formation** Ensure that letters are formed correctly. Check that your child is holding the pencil correctly. If they are not, remind them to pick up the pencil using 'Peter Pointer'.

- Practice writing the letter 'z' in a copy or on a page.
- If you have flour or sugar, you could sprinkle some on a worktop and practice letter formation, write name, etc.
- Revise letter formation on this website <https://www.doorwayonline.org.uk/literacy/letterformation/>
- Online game: Chose the letter on this website and watch the rocket

<http://www.ictgames.com/mobilePage/skyWriter/index.html>

Tricky Words

Practice all Tricky words that are in word bag. The list is below should you need them. If your child is very confident at all of the Tricky Words, you may add in more if you wish.

Blending Read the following words.

flat	mask	mops	grill	zip
pink	picnic	kick	stick	snack

Written activities / Worksheets.

- Practice letter formation of 'z'. Read sentences and match to the correct picture.

Dictation – Hear, sound out and write

Call out some of the words as above. Your child should sound out the words and write them themselves – Forming every letter correctly.

Read. Click on the link to bring you to the book https://speld-sa.org.au/images/iPadPDF/A_Cat_and_a_Kitten_Scrap.pdf

Online game: Play Tell a T-Rex: <https://www.ictgames.com/mobilePage/tellATRex/index.html>

Free Writing

- Write 2/3 sentences of news. As it is free writing it doesn't matter if spellings are incorrect. Child will sound out phonetically as best they can.

Maths

- Say days of the week and months of the year. Question what comes before, after etc.
- Count forwards and backwards. Question what comes before / after, etc.
- Worksheets attached below (Combine, Practice the number 2).

PE: Youtube Joe Wicks. Get outside and create your own workout. Eg, 10 star jumps, 5 sit ups, jog on the spot, jump on the spot for 10 seconds.

Gaeilge: Turn on TG4 and watch a cartoon. Can you recognise any words? www.cula4.com online if you wish. Play Simon says using the phrases from the Pastimes template below.

Nursery Rhymes: Revise any rhymes your child knows.

Read to your child.

Tuesday

****Sounds**

- Go through Sounds copy.
- Listen to some of the Jolly Phonics songs. They are all on this website: <https://vimeo.com/106231366>

****Letter Formation** - Ensure letter is being formed correctly.

- Practice writing the letter 'j' in a copy or on a page.
- Revise letter formation on this website <https://www.doorwayonline.org.uk/literacy/letterformation/>

Tricky Words

Practice all Tricky words that are in word bag. The list is below should you need them.

Blending Read the following words.

sack	pack	skip	sink	tank
panic	skin	grip	dig	grin

Dictation – Hear, sound out and write

Call out some of the words above. Your child should sound out the words and write them themselves – Forming every letter correctly.

Read. Click on the link to bring you to the book. https://speld-sa.org.au/images/iPadPDF/A_Cat_and_a_Kitten_Scrap.pdf

Written activities / Worksheets.

- Practice writing the letter 'j' and write the correct word. (Worksheet below).

Free Writing/drawing

- Draw a picture and label.

Maths

- Practice counting forwards and backwards.
- Say Days, Months.
- Worksheets attached below (Combine, Add.)

Art: Colour a picture.

Active Time – Youtube: Cosmic Kids Yoga, Just Dance. The Body Coach is doing live workouts on his Youtube Channel.

Gaeilge: Turn on TG4 and watch a cartoon. Can you recognise any words? www.cula4.com online if you wish. Play Simon says and use the phrases on the pastimes template below.

Nursery Rhymes: Revise any rhymes your child knows.

Read to your child.

Wednesday

**Sounds

- Go through Sounds copy.
- Listen to some of the Jolly Phonics songs. They are all on this website: <https://vimeo.com/106231366>
- Play this online game to help with blending
http://www.literactive.com/Download/live.asp?swf=story_files/hanging_monkeys_US.swf

**Letter Formation

- Practice writing the letter 'y' in a copy or on a page.
- Revise letter formation on this website <https://www.doorwayonline.org.uk/literacy/letterformation/>

Tricky Words

- Practice all Tricky words that are in word bag. The list is below should you need them.

Blending Read the following words.

drag	egg	get	pig	snag
grim	gram	tag	rig	get

Dictation – Hear, sound out and write

Call out some of the words that are above. Your child should sound out the words and write them themselves – Forming every letter correctly.

Read. Press link to bring you to the book. https://speld-sa.org.au/images/iPadPDF/It_was_Black.pdf

Written activities / Worksheets.

- Practice writing the letter 'y' and Write the words. (worksheet attached).

Maths - Money

- Counting forwards / backwards.
- Days of the week, months of the year, seasons.
- Worksheets attached below (Partition, Practice number formation of 3)..

SESE and art:

- Watch this video about ladybirds. <https://www.bing.com/videos/search?q=ladybird+life+cycle+kids+&mkt=en-je&httpsmsn=1&msnews=1&plvar=0&refig=e7d8070f39f4703f01bfb30a4a0a62e&sp=-1&pq=ladybird+life+cycle+kid&sc=0-23&q=s-n&sk=-&cvid=e7d8070f39f4703f01bfb30a4a0a62e&ru=%2fsearch%3fq%3dladybird%2blife%2bcycle%2bkids%2b%26form%3dEDNTH%26mkt%3den-23&q=s-n&sk=-&cvid=e7d8070f39f4703f01bfb30a4a0a62e%26sp%3d-1%26pq%3dladybird%2blife%2bcycle%2bkid%26sc%3d0-23%26qs%3dn%26sk%3d%26cvid%3de7d8070f39f4703f01bfb30a4a0a62e&view=detail&mmscn=vwrc&mid=EC399F13E21526EECE65EC399F13E21526EECE65&FORM=WRVORC>
- Draw a ladybug. Helpful steps to follow are attached below.

Gaeilge: Turn on TG4 and watch a cartoon. Can you recognise any words? www.cula4.com online if you wish.

Nursery Rhymes: Revise any rhymes your child knows.

Thursday

**Sounds

- Go through Sounds copy.
- Listen to some of the Jolly Phonics songs. They are all on this link: <https://vimeo.com/106231366>
- Play this online blending game:
http://www.literactive.com/Download/live.asp?swf=story_files/garden_leaves_US.swf

**Letter Formation

- Practice writing the letter 'p' in a copy or on a page.
- Revise letter formation on this website <https://www.doorwayonline.org.uk/literacy/letterformation/>

Tricky Words

Practice all Tricky words that are in word bag. The list is below should you need them.

Blending Read the following words

h <u>a</u> il	t <u>a</u> il	n <u>a</u> il	p <u>a</u> in	a <u>f</u> raid
s <u>a</u> il	p <u>a</u> int	p <u>a</u> ir	d <u>r</u> ain	<u>a</u> im

Dictation – Hear, sound out and write

Call out the words as above. Your child should sound out the words and write them themselves – Forming every letter correctly.

Read. Press link to bring you to the book. https://speld-sa.org.au/images/iPadPDF/It_was_Black.pdf

Written activities

- Match each caption to the correct picture and Write the correct word. (Worksheet attached below)

Free Writing

- Can you put some of the above words into sentences? Write 2/3. Keep them very simple.

Maths

- Worksheets below – (Partition, write the number 4).

Gaeilge: Turn on TG4 and watch a cartoon. Can you recognise any words? www.cula4.com online if you wish.

Nursery Rhymes: Revise any rhymes your child knows.

Read to your child.

Friday

**Sounds

- Go through Sounds copy.
- Listen to some of the Jolly Phonics songs. They are all on this website: <https://vimeo.com/106231366>
- Play this online game http://www.literactive.com/Download/live.asp?swf=story_files/slides_US.swf

**Letter Formation

- Practice writing the letter 'g' in a copy or on a page.
- Revise letter formation on this website <https://www.doorwayonline.org.uk/literacy/letterformation/>

Tricky Words

Practice all Tricky words that are in word bag. The list is below should you need them.

Blending Read the following words.

p <u>ai</u> n	r <u>ai</u> n	h <u>ai</u> l	p <u>ai</u> nt	a <u>im</u>
g <u>ai</u> n	af <u>ai</u> rd	s <u>ai</u> l	f <u>ai</u> nt	j <u>ai</u> l

Dictation – Hear, sound out and write

Call out the words as above. Your child should sound out the words and write them themselves – Forming every letter correctly.

Read. Click on the link to view the book. https://speld-sa.org.au/images/iPadPDF/It_was_Black.pdf

Written activities / Worksheets.

Practice writing the letter 'g' and Write the initial sounds (Worksheet below).

Maths

- Count forwards and backwards. What comes before / after....
- Adding (Worksheets attached below).

Gaeilge: Turn on TG4 and watch a cartoon. Can you recognise any words? www.cula4.com online if you wish.

Nursery Rhymes: Revise any rhymes your child knows.

Read to your child.

Active Time – Youtube: Cosmic Kids Yoga, GoNoodle, Just Dance. The Body Coach is doing live workouts on his Youtube Channel.


Zz




Say the **z** words. Write the letter z.



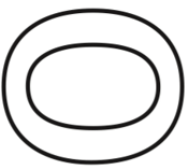
z



z



z



z



z



z

z

z

Circle all the z's.

Zoe saw zebras zoom and
zigzag around the zoo

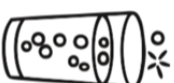
Zz



Say the words with **zz** at the end. Write the letters zz.



zz



zz



zz

Match each caption to the correct picture.

zigzag

zip it up

fizz in a jug

put a lid on the jam


Zack fell in a well



Mon

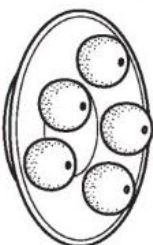
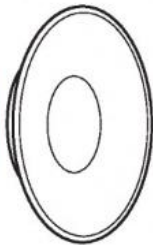
Combine (zero)

Count the objects on each saucer. Add, write and draw.



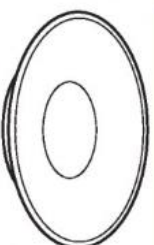
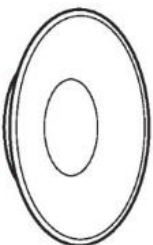
and

make




and

make



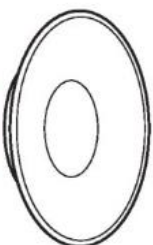
and

make



and

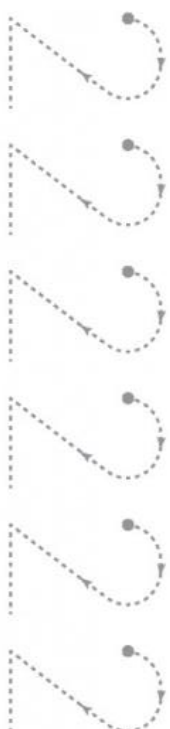

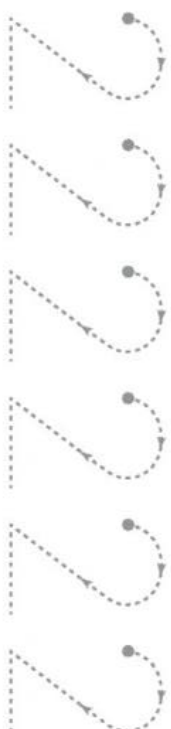

make



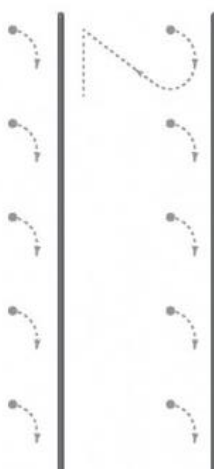
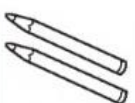
Two

2

Write the numeral 2.



Draw two hats.



Tue

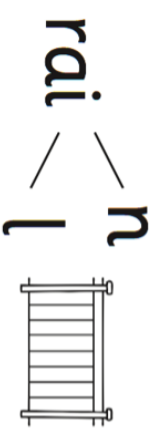
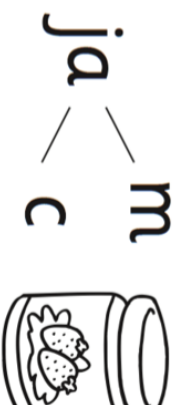
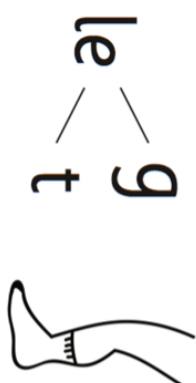
Jj



Say the **j** words. Write the letter j. Draw a **j** word.



Write the correct word.

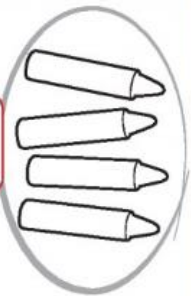


j j

Combine (zero)

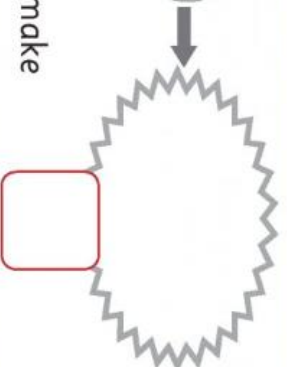

Count the number in each set. Add, write and draw.

and make



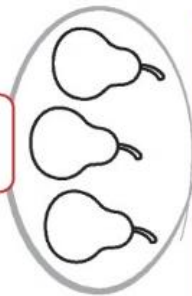
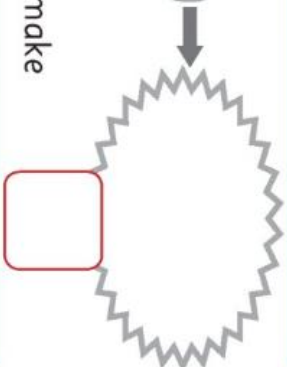
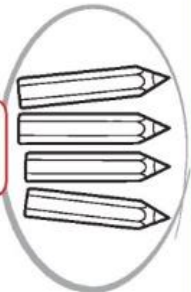
and

make



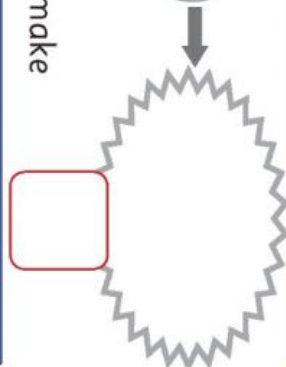
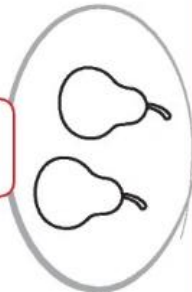
and

make



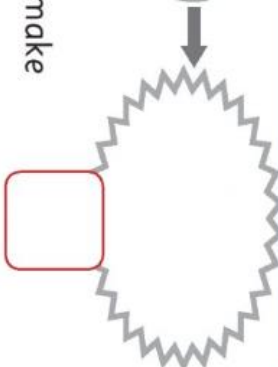
and

make



and

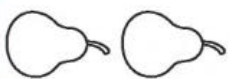
make



Add


Count, add and write.

and make



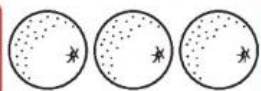
and

make




and

make




and

make



and

make



and

make



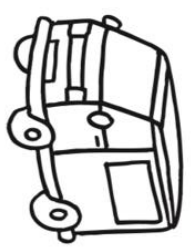
and

make



Wed

Write the words.




•	
•	
•	



•	
•	
•	



•	
•	
—	



•	
•	
•	



•	
•	
•	



•	
•	
—	



•	
•	
•	



•	
•	
•	



•	
•	
—	

Yy



Say the **y** words. Write the letter y. Draw a **y** word.



y



y



y



y




y



y



y



y



y

y

y

•	
•	
•	
•	
•	

Partition (zero)

Count. Add. Write.




5 and 0 make 5




and

make




and

make



and

make




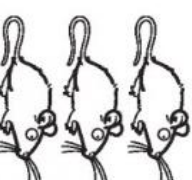

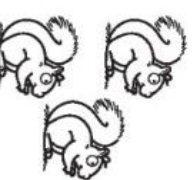
and

make

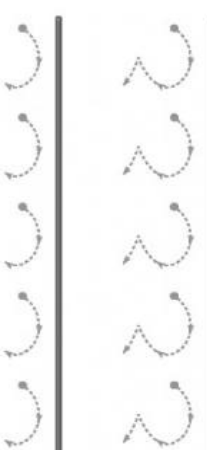
Three 3

See Pupil's Book (page 51)

Write the numeral 3.



Draw three mice.



Wed



Thurs

Match each caption to the correct picture.

a rat



sip it



the cat ran



ham in the pan



Tim is sick



Nan sat on a pin



Write the correct word.



a ha t m

h a t



ten me n



Sam and Ma t m



tip the ca t n



a hen in a pe n t



a rip in the ma n p

Partition (zero)

Count. Add. Write.


0 and 5 make 5

Thurs




and

make



and

make



and

make






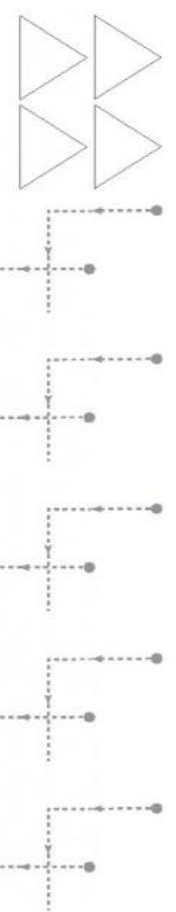
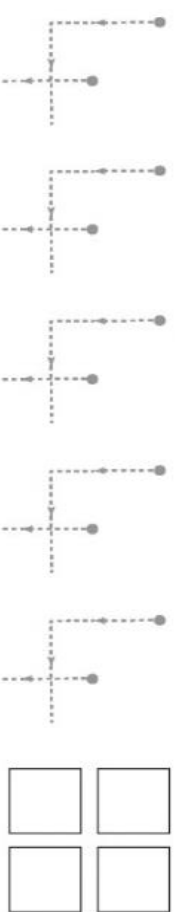
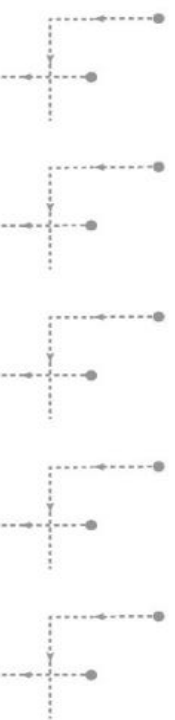
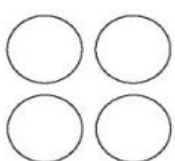
and

make

Four 4

See Pupil's Book (page 71)

Write the numeral 4.




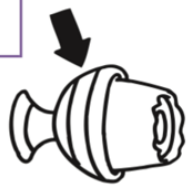
Draw four circles.

Write the first sound.

- a
- t
- p
- n
- e
- d



p



Gg



Say the **g** words. Write the letter g. Draw a **g** word.



g



g



g




g



g



g



g



g



g g

Add

Count, add and write.

3 and 2 make 5

Err

Combine

See Pupil's Book (page 79)

Count the number in each set. Add. Write.



and



make



and



make




and

make



and



make



and

make



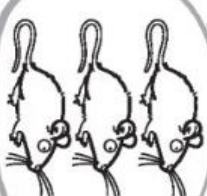
and

make



and

make



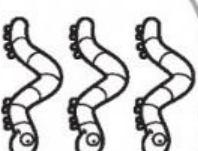
and


make



and

make





Tricky Word Spelling Lists		
1. I	13. you	25. one
2. the	14. your	26. by
3. he	15. come	27. only
4. she	16. some	28. old
5. me	17. said	29. like
6. we	18. here	30. have
7. be	19. there	31. live
8. was	20. they	32. give
9. to	21. go	33. little
10. do	22. no	34. down
11. are	23. so	35. what
12. all	24. my	36. when

Caitheamh Aimsire - Pastimes

Revision of words and phrases about different daily activities.

Your child will know some of these.



Tá teidí ag siúl.



Tá teidí ag ithe.



Tá teidí ag scríobh.



Tá teidí ag rith.



Tá teidí ag ól.



Tá teidí ag léamh.



Tá teidí ag léim.



Tá teidí ag caoineadh.



Tá teidí ag snámh.

