

## Junior Infants Week 6

### Monday

#### \*\*Sounds

- Go through Sounds copy.
- Listen to some of the Jolly Phonics songs. They are all on this website: <https://vimeo.com/106231366>
- Listen to 'ch' song at 9mins 14 seconds on this video <https://vimeo.com/106231366>
- Watch this video about the 'ch' sound. <https://www.youtube.com/watch?v=8JmCr14FHj8>
- 

**\*\*Letter Formation** Ensure that letter is formed correctly. Check that your child is holding the pencil correctly. If they are not remind them to pick up the pencil using 'Peter Pointer'.

- Practice writing the letter 'u' in a copy or on a page. (Worksheet attached & write the correct middle sound).
- Revise letter formation on this website <https://www.doorwayonline.org.uk/literacy/letterformation/>
- Online game: Chose the letter on this website and watch the rocket

<http://www.ictgames.com/mobilePage/skyWriter/index.html>

#### Tricky Words

Practice all Tricky words that are in word bag. The list is below should you need them. Add in the words **live** and **give**. If your child is very confident at all of the Tricky Words, you may add in more if you wish.

**Blending** Read the following words.

arch	chop	rich	chip	chick
chin	chest	pinch	munch	punch

#### Written activities / Worksheets.

- Practice writing 'ch' and make a list of the above words. Just check that your child is holding the pencil correctly. If they are not, remind them to pick up the pencil using 'Peter Pointer'.

#### Dictation – Hear, sound out and write

Call out some of the words as above. Your child should sound out the words and write them themselves – Forming every letter correctly.

**Read.** Click on the link to bring you to the book [https://speld-sa.org.au/images/iPadPDF/did\\_it\\_happen.pdf](https://speld-sa.org.au/images/iPadPDF/did_it_happen.pdf)

**Online game: Play Tell a T-Rex:** <https://www.ictgames.com/mobilePage/tellATRex/index.html>

#### Free Writing

- Write 2/3 sentences of news. As it is free writing it doesn't matter if spellings are incorrect. Child will sound out phonetically as best they can.

#### Maths

- Say days of the week and months of the year. Question what comes before, after etc.
- Count forwards and backwards. Question what comes before / after, etc.
- If you have chalk, practice writing the numbers (0-5) on the ground outside. Draw sets of circles / rectangles, squares, and write the matching numeral.
- Addition worksheet attached below (Add, Write, Colour).

**Irish:** Revision of words associated with 'pastimes'. (See below).

**SESE:** keep a weather diary this week. (template below).

## Tuesday

### \*\*Sounds

- Go through Sounds copy.
- Listen to some of the Jolly Phonics songs. They are all on this website: <https://vimeo.com/106231366>
- Listen to 'ch' song at 9mins 14 seconds on this video <https://vimeo.com/106231366>
- Look at this video giving examples of 'ch' words <https://www.youtube.com/watch?v=mGSFG37LewA>

### \*\*Letter Formation

 - Ensure letter is being formed correctly.

- Practice writing the letter 'l' in a copy or on a page. (L worksheet attached & revision of sounds)
- Revise letter formation on this website <https://www.doorwayonline.org.uk/literacy/letterformation/>

### Tricky Words

Practice all Tricky words that are in word bag. The list is below should you need them.

### Blending

 Read the following words.

arch	pinch	rich	chip	chick
munch	punch	chest	chin	chop

### Dictation – Hear, sound out and write

Call out some of the words above. Your child should sound out the words and write them themselves – Forming every letter correctly.

**Read.** Click on the link to bring you to the book. [https://speld-sa.org.au/images/iPadPDF/did\\_it\\_happen.pdf](https://speld-sa.org.au/images/iPadPDF/did_it_happen.pdf)

### Written activities / Worksheets.

- Colour the picture that rhymes with the word & Write the correct middle sound (Worksheet below).

### Free Writing

- Draw a picture of yourself and label some of the body parts. Allow your child to sound out the words phonetically.

### Maths

- Practice counting forward and back.
- Make a nature number line.
- Worksheets attached below. (How many? & Combine)



**Irish:** Revision of words associated with pastimes.

**SESE:** Fill in weather diary.

**Art:** Colour picture.

**Active Time** – Youtube: Cosmic Kids Yoga, Just Dance. The Body Coach is doing live workouts on his Youtube Channel.

## Wednesday

### \*\*Sounds

- Go through Sounds copy.
- Listen to some of the Jolly Phonics songs. They are all on this website: <https://vimeo.com/106231366>
- Listen to the 'ch' sound song is at 9mins 14 seconds on the above video link.
- Look at this video – another 'ch' sound song [https://www.youtube.com/watch?v=D\\_GRbAfhyA](https://www.youtube.com/watch?v=D_GRbAfhyA)
- Play this online game to help with blending [http://www.literactive.com/Download/live.asp?swf=story\\_files/hanging\\_monkeys\\_US.swf](http://www.literactive.com/Download/live.asp?swf=story_files/hanging_monkeys_US.swf)

### \*\*Letter Formation

- Practice writing the letter 'f' in a copy or on a page. (f worksheet attached below).
- Revise letter formation on this website <https://www.doorwayonline.org.uk/literacy/letterformation/>

### Tricky Words

- Practice all Tricky words that are in word bag. The list is below should you need them.

**Blending** Read the following words.

pin <u>ch</u>	mun <u>ch</u>	ar <u>ch</u>	crun <u>ch</u>	ch <u>ic</u> k
s <u>ch</u>	ch <u>a</u> t	ri <u>ch</u>	ch <u>i</u> n	ch <u>i</u> p

### Dictation – Hear, sound out and write

Call out some of the words that are above. Your child should sound out the words and write them themselves – Forming every letter correctly.

**Read.** Press link to bring you to the book. [https://speld-sa.org.au/images/iPadPDF/The\\_Ants\\_and\\_the\\_Crisps.pdf](https://speld-sa.org.au/images/iPadPDF/The_Ants_and_the_Crisps.pdf)

### Written activities / Worksheets.

- Match sound to correct picture (attached).

### Maths - Money

- Revise money and using the coins 1c, 2c, 5c.
- Call out an amount, child gathers that much.
- Play this online game <https://ie.ixl.com/math/jr-infants/coin-values-1c-2c-5c-and-10c>
- Shopping worksheet attached below.

**Irish:** Revision of words associated with 'activities' (See below).

**Art / Literacy:** Colour the picture and say the 'ch' words. (Worksheet below).

### Active Time and Science–

- Go for a walk and search for living things.
- Make drawings of living and non-living things when you come back. You could even try label some of the items that you draw. (template attached).

**SESE:** Fill in weather diary.

## Thursday

### \*\*Sounds

- Go through Sounds copy.
- Listen to some of the Jolly Phonics songs. They are all on this link: <https://vimeo.com/106231366>
- Listen to the 'ch' sound song is at 9 mins 14 seconds on the above video link.
- Look at this video – blending 'ch' words <https://www.youtube.com/watch?v=pqddT5Z1uVo>
- Play this online blending game:  
[http://www.literactive.com/Download/live.asp?swf=story\\_files/garden\\_leaves\\_US.swf](http://www.literactive.com/Download/live.asp?swf=story_files/garden_leaves_US.swf)

### \*\*Letter Formation

- Practice writing the letter 'b' in a copy or on a page. (worksheet attached)
- Revise letter formation on this website <https://www.doorwayonline.org.uk/literacy/letterformation/>

### Tricky Words

Practice all Tricky words that are in word bag. The list is below should you need them.

**Blending** Read the following words

munch	arch	pinch	munch	chips
chat	chin	punch	chest	chop

### Dictation – Hear, sound out and write

Call out the words as above. Your child should sound out the words and write them themselves – Forming every letter correctly.

**Read.** Press link to bring you to the book. [https://speld-sa.org.au/images/iPadPDF/The\\_Ants\\_and\\_the\\_Crisps.pdf](https://speld-sa.org.au/images/iPadPDF/The_Ants_and_the_Crisps.pdf)

### Written activities

- Circle the correct word. (Attached below)

### Free Writing

- Can you put some of the above words into sentences? Write 2/3. Keep them very simple.

### Maths

- How much money? Ring the correct number of coins, colour. (worksheet below).
- Play this game <https://ie.ixl.com/math/jr-infants/count-1c-coins>

**Irish:** Revision of words associated with 'pastimes'. (See below).

**Art** Draw a giraffe. Video to help

<https://www.youtube.com/watch?v=oRNpohX5pjc>

**SESE:** Fill in weather diary.

## Friday

### \*\*Sounds

- Go through Sounds copy.
- Listen to some of the Jolly Phonics songs. They are all on this website: <https://vimeo.com/106231366>
- Listen to the 'ch' sound. Song is at 9mins 14 seconds on the above video link.
- Look at this video – 'ch' and 'sh' words <https://www.youtube.com/watch?v=2ncQwQZJ47E>
- Play this online game [http://www.literactive.com/Download/live.asp?swf=story\\_files/slides\\_US.swf](http://www.literactive.com/Download/live.asp?swf=story_files/slides_US.swf)

### \*\*Letter Formation

- Practice writing the letter 'a' in a copy or on a page. (worksheet below).
- Revise letter formation on this website <https://www.doorwayonline.org.uk/literacy/letterformation/>

### Tricky Words

Practice all Tricky words that are in word bag. The list is below should you need them.

**Blending** Read the following words.

punch	chat	chin	chips	chop
chip	arch	pinch	rich	munch

### Dictation – Hear, sound out and write

Call out the words as above. Your child should sound out the words and write them themselves – Forming every letter correctly.

**Read.** Click on the link to view the book. [https://speld-sa.org.au/images/iPadPDF/The\\_Ants\\_and\\_the\\_Crisps.pdf](https://speld-sa.org.au/images/iPadPDF/The_Ants_and_the_Crisps.pdf)

### Written activities / Worksheets.

Worksheet below – say the 'ch' words, write the letters 'ch', and answer the questions.

### Writing

- Practice writing own name.

### Maths

- Count forwards and backwards (0-10 – more if able). What comes before / after....
- Count. How many? Count, Add, Write. (Worksheet attached below).

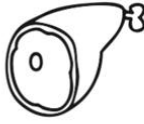



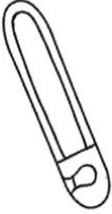




**SESE:** Fill in weather diary.

**Irish:** Revision of words associated with 'pastimes' (See below).

**Active Time** – Youtube: Cosmic Kids Yoga, GoNoodle, Just Dance. The Body Coach is doing live workouts on his Youtube Channel.

**PE** Make an obstacle course outside.










Write the correct **middle** sound.

 h <u>a</u> m	 p <u>a</u> t	 s <u>a</u> ck
 c <u>a</u> t	 p <u>a</u> n	 h <u>a</u> t
 n <u>e</u> t	 p <u>e</u> g	 r <u>e</u> ck

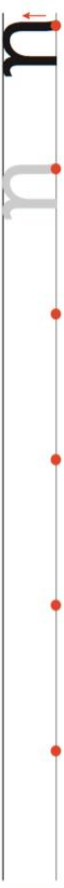
Uu



Say the **u** words. Write the letter u.

 u	 u	 u
 u	 u	 u
 u	 u	 u

Colour the pictures with the **u** sound in the middle.



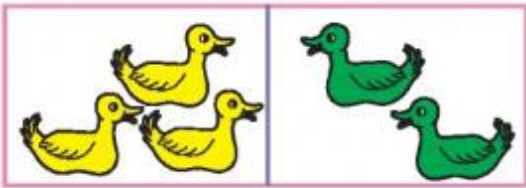

Reading LO 4 (d): Identify medial sounds in words.  
Writing LO 4 (c): Connect letter symbols to their sound.  
Writing LO 9 (d): Write some lower-case letters legibly.







Reading LO 5 (e): Recognise, name and sound the letter 'u' (u/).  
Writing LO 4 (c): Connect the letter symbol 'u' to the sound /u/.  
Writing LO 9 (d): Write the lower-case letter 'u' legibly.







Add. Write. Colour.

(a)  →   
 3 and 2 make \_\_\_\_\_

(b)  →   
 \_\_\_\_\_ and \_\_\_\_\_ make \_\_\_\_\_

(c)  →   
 \_\_\_\_\_ and \_\_\_\_\_ make \_\_\_\_\_

(d)  →   
 \_\_\_\_\_ and \_\_\_\_\_ make \_\_\_\_\_

(e)  →   
 \_\_\_\_\_ and \_\_\_\_\_ make \_\_\_\_\_

# Weather Watching

Keep a weather diary for the week.



sunny



rainy



windy



cold




cloudy



Monday




Tuesday




Wednesday



Thursday



Friday



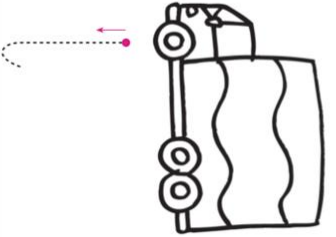
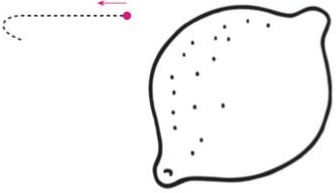







Say the sound **L**. Say the **L** words. Write and colour.

**L**



Write each letter sound. Colour the picture that begins with that sound.

l



h




f










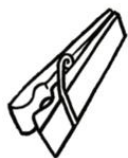










b


















o



Colour the picture that rhymes with the word.

hot			
cat			
pug			
sick			
hen			
run			

Write the correct middle sound.


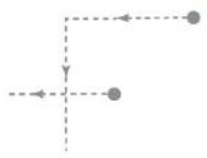
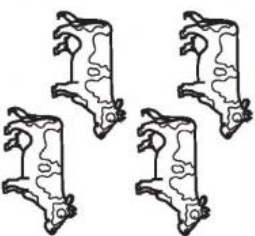

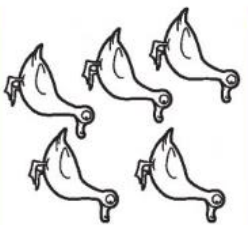
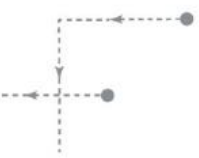
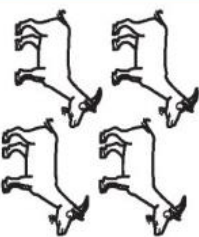
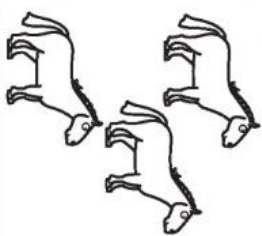

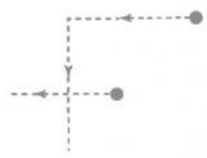
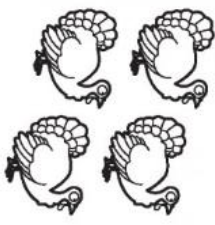
<div style="display: flex; justify-content: space-around;"> <div style="background-color: #e91e63; color: white; padding: 5px; border-radius: 5px;">a</div> <div style="background-color: #9c27b0; color: white; padding: 5px; border-radius: 5px;">e</div> <div style="background-color: #ff9800; color: white; padding: 5px; border-radius: 5px;">i</div> <div style="background-color: #00bcd4; color: white; padding: 5px; border-radius: 5px;">o</div> <div style="background-color: #e91e63; color: white; padding: 5px; border-radius: 5px;">u</div> </div>			
m_g			
t_p			
h_n			
s_n			
m_p			
h_g			
h_p-h_p			



Tue

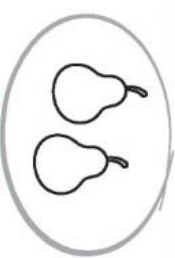
# How many?

Count and colour each set. Write the numeral.



# Combine (totals up to 5)

Count the number in each set. Add, write and draw.



and



make




and



make



and



make



and



make



Write each letter sound. Match it to the picture that begins with that sound.

n

i

r

h

j

s

f

f

f

f

f

f

f

f

f

Say the sound **f**. Say the **f** words. Write and colour.



Wed

Wed

# Shopping

# Shopping

Listen to your teacher.



5c



2c



3c



4c



1c



4c

Write X or ✓.

I have 2c.

I can buy a 

I can buy a 

I can buy a 

I can buy a 

I have 3c.

I can buy a 

I can buy a 

I can buy a 

I can buy a 

Write X or ✓.

I have 4c.

I can buy a 

I can buy a 

I can buy a 

I can buy a 

I have 5c.

I can buy a 

I can buy a 

I can buy a 

I can buy a 



# Going on a Nature Walk

Find some living and non-living things on your walk. Draw them in the spaces below.




Med

living

non-living

web production

Colour the Picture and say the words!



# Bb



Say the **b** words. Write the letter b. Draw a **b** word.



b



b



b



b



b



b



b



b

b b



Circle the correct word.



bat

hat



bun

fun



peg

leg



hop

mop



bad

bag



rat

ran



cut

cot



sock

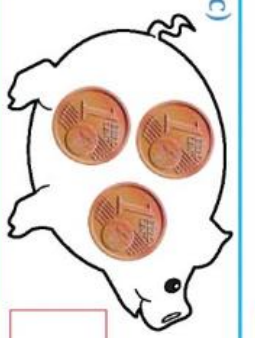
sick



Thurs

How much money?

(a)   c


(c)   c

(e)   c

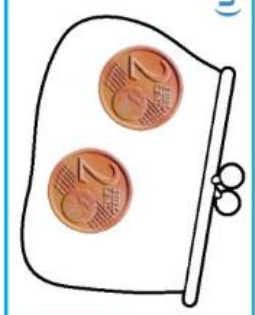
(g)   c

(i)   c

(b)   c

(d)   c

(f)   c

(h)   c

(j)   c

Ring the correct number of coins. Colour.

(a)   c  


(b)   c  


(c)   c  


(d)   c  

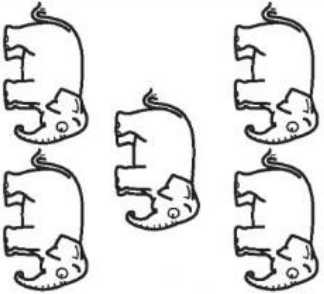
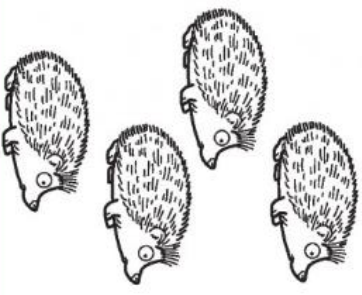
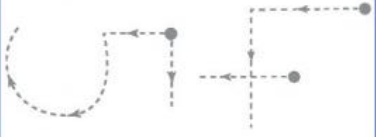
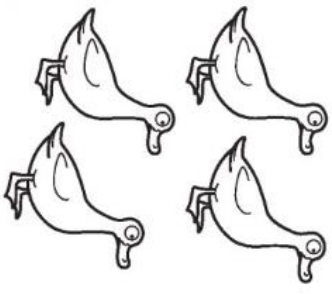
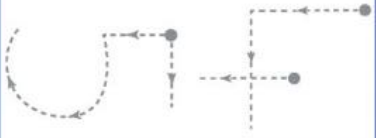
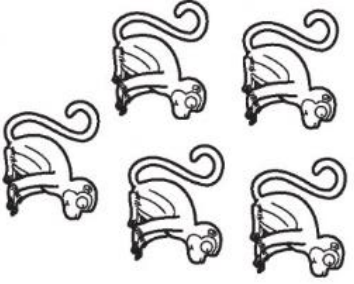
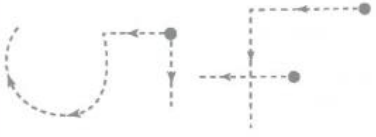
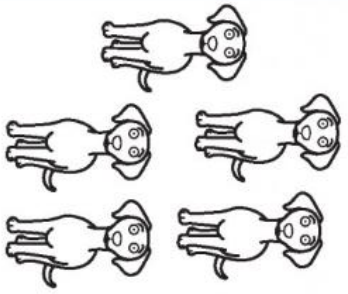


(e)   c  


(f)   c  




# How many?

Count and colour each set. Write the correct numeral.



90


STRAND Number STRAND UNITS/ELEMENTS Counting, Analysis of number - Numeration  
LANGUAGE How many?, count, colour, write, four, five, set



Fri

# Partition (totals up to 5)

Count. Add. Write





and

make




and

make




and

make




and


make

91

STRAND Number STRAND UNITS/ELEMENTS Counting, Analysis of number - Partitioning  
LANGUAGE Count, add, write, make, partition



Say the sound **d**. Say the **d** words. Write and colour.



Fri

# ch



Say the **ch** words. Write the letters ch.



chip



chain



chick



chop



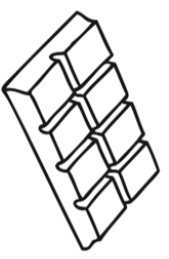
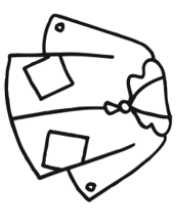
chain



rich

ch ch

Colour the pictures with the **ch** sound.



Answer the questions. ✓ or ✗



Can a cat run?



Can a dog hiss?




Can a bee buzz?



Can a goat rapp?



Can a chick cheep?



Can a fox chat?



Can a duck chop wood?



Caitheamh Aimsire - Pastimes

Revision of words and phrases about different daily activities.

Your child will know some of these.



Tá teidí ag siúl.



Tá teidí ag ithe.



Tá teidí ag scríobh.



Tá teidí ag rith.



Tá teidí ag ól.



Tá teidí ag léamh.



Tá teidí ag léim.



Tá teidí ag caoineadh.

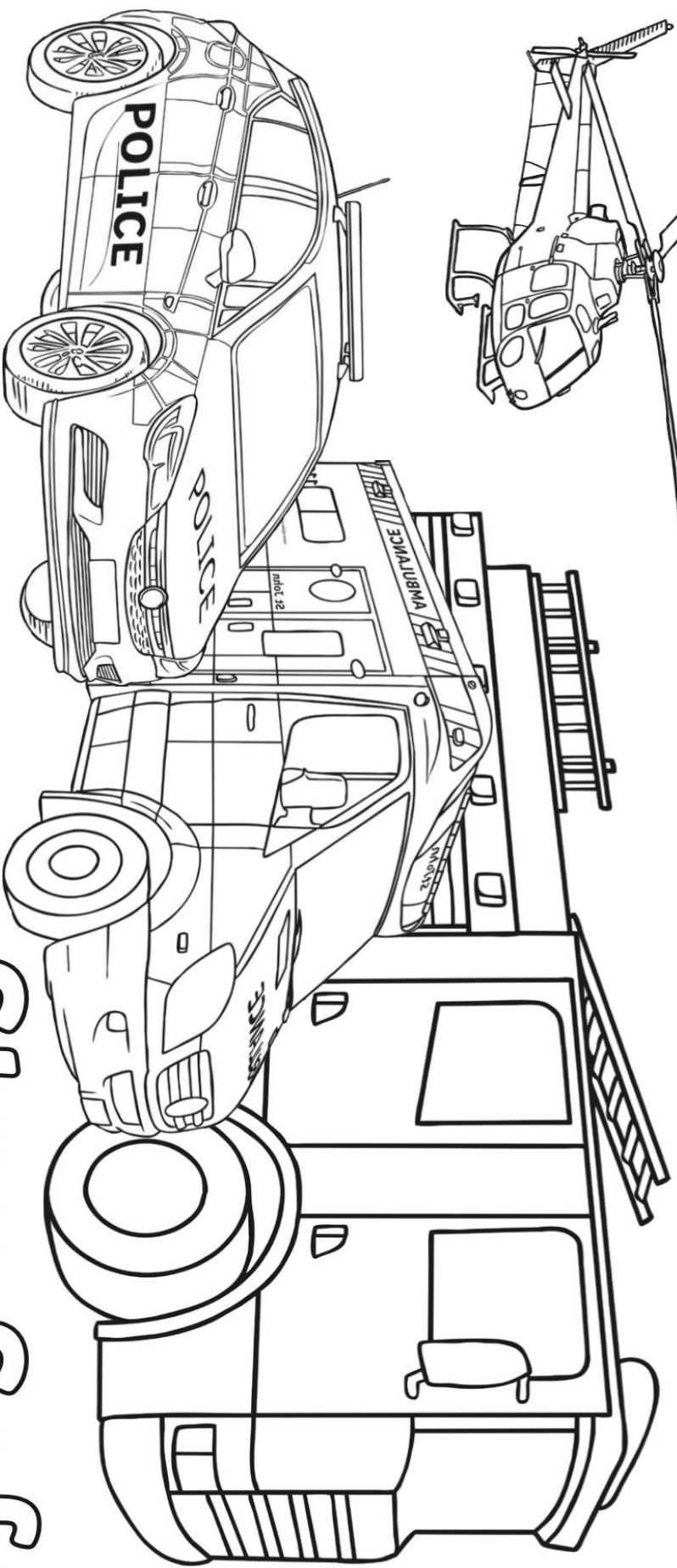
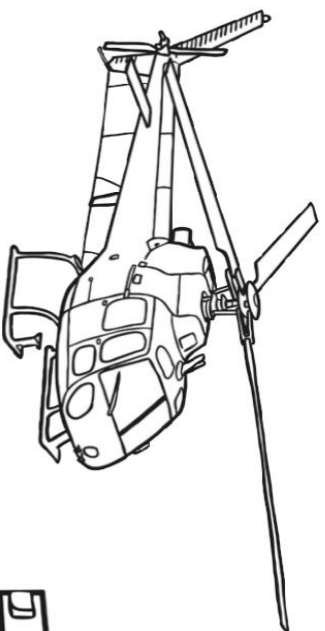


Tá teidí ag snámh.



Thank You to

Our Emergency Services



Stay Safe

## Tricky Word Spelling Lists

- |         |           |            |
|---------|-----------|------------|
| 1. I    | 13. you   | 25. one    |
| 2. the  | 14. your  | 26. by     |
| 3. he   | 15. come  | 27. only   |
| 4. she  | 16. some  | 28. old    |
| 5. me   | 17. said  | 29. like   |
| 6. we   | 18. here  | 30. have   |
| 7. be   | 19. there | 31. live   |
| 8. was  | 20. they  | 32. give   |
| 9. to   | 21. go    | 33. little |
| 10. do  | 22. no    | 34. down   |
| 11. are | 23. so    | 35. what   |
| 12. all | 24. my    | 36. when   |