

## Ms. Nimmo 1<sup>st</sup> and 2<sup>nd</sup> Class

All digital resources are also available on the following padlet.

<https://padlet.com/onimmo1/yq72kxvzo2sw3ykn>

It might be easier to have each link here on the document but if you would just like to pick and choose subjects/areas of interest, the padlet might suit your needs more.

### Monday

#### *Morning Reflection and Prayer*

#### **Maths:**

- **Mangahigh**
- **Counting:**
  - **1<sup>st</sup> class:** Counting activities
  - **2<sup>nd</sup> class:** Continue to practice counting forwards and backwards in 7s (up to 70)
- **1<sup>st</sup> class:** Pg 62. If you have real cent coins (1c, 5c, 10c, 20c, 50c), allow children to interact and use them when completing their maths work this week. It will help engage the children and aid their understanding.  
<https://www.folens.ie/books-and-programmes/primary/planet-maths/digital-resources/1st>
- **2<sup>nd</sup> Class:** Complete (B, C +D) (Pg 76) on the worksheet attached at the end of this document. Real coins will enhance learning and make the activity more interactive. The following link will bring you to Planet Maths online for further activities.  
<https://www.folens.ie/books-and-programmes/primary/planet-maths/digital-resources/2nd>
- **Interactive Games:** Revision of time  
<https://www.doorwayonline.org.uk/timeandmoney/abouttime/>

**10@10:** take a break, get up and moving. <https://rtejr.rte.ie/10at10/>

## Ms. Nimmo 1<sup>st</sup> and 2<sup>nd</sup> Class

### English:

- Come up with some **-ew** words before seeing wordstudy with some fun activities. (Find -ew words in the house, draw -ew words, act out -ew words and get someone else to guess)
- Word study

### 1<sup>st</sup> ( 1-6) and 2<sup>nd</sup> Class (all)

*Red spellings are aimed at 2<sup>nd</sup> class but 1<sup>st</sup> class can try them too if they wish*

Few	new	dew
Stew	blew	grew
chew	view	threw
jewel	newt	skewer

- See how many words you know on Tuesday. Read each word aloud and put it into a story/sentence/song **orally**.
- Write your news. Don't forget **RTD** 😊

- **1<sup>st</sup> Class:** <https://www.teachyourmonstertoread.com/about-the-game/what-does-each-game-cover>

"Teach Your Monster To Read" resource

- Listen to a story. <https://stories.audible.com/discovery>

Allow children to choose an appropriate story and listen a chapter or two each day. The children love being read to and listening to stories is a great way to develop vocabulary, imagination etc. and creates a positive attitude towards reading. There are lovely, age-appropriate stories in the above link.

**Go Noodle**\_Have a family GoNoodle

<https://family.gonoodle.com/>

### Gaeilge:

- Comhrá with puppets

## Ms. Nimmo 1<sup>st</sup> and 2<sup>nd</sup> Class

- Dán - An Scoil (practice reading first verse)
- Irish online stories/games. Click on your child's class group (Rang a hAon - 1<sup>st</sup> class) (Rang a Dó - 2<sup>nd</sup> class). There are stories that they can listen to or games/activities they can interact with. <https://www.seideansi.ie/#>

### **SESE (Geography)**

- Continue with planting diary. Take care of your plants, write what you did each day. Include your observations and reflections.
- My Place in the world activity. I will include template below and a sample craft to help understanding. If you don't have access to a printer, you could just make your own templates, by tracing different size circles and labelling them yourself - would be much more fun too. You can also use different coloured paper for each circle.
  - I will include a link on Aladdin with a template if you would prefer this

PE: <https://www.thebodycoach.com/blog/pe-with-joe-1254.html>

### **Music:**

- Revise "Amhrán na gcupán" and "Faoi na soilse"
- New song: An t-Ádh nocht - Get lucky
- <https://songsinirish.com/an-tadh-nocht-lyrics/>
- Tin-whistle song: Pussy Got Measles

RTE: Engage with activities on RTE school channel

# Ms. Nimmo 1<sup>st</sup> and 2<sup>nd</sup> Class

Wednesday

*Morning Reflection and Prayer*

**Maths:**

- **Mangahigh**
- **Counting Activities**
- **1<sup>st</sup> class:** Planet Maths: Pg 63
- **2<sup>nd</sup> Class:** Pg. 77
- **Game:** Counting Money (This resource uses pounds and pence as opposed to euro and cents however it will still develop their understanding of euro with the same underlying principles)

<https://www.doorwayonline.org.uk/activities/cashing-in/cashing-in.html>

**10@10:** \_take a break, get up and moving

<https://rtejr.rte.ie/10at10/>

**English:**

- **Word study:** Use your words to make a wordsearch.
- **Acrostic poem:** Make an acrostic poem with your name. I have included a sample below to aid understanding if unsure how to complete. These would be lovely framed/on the wall at home.
- Relax and listen to a story <https://stories.audible.com/discovery>

**Go Noodle**\_Have a family GoNoodle

<https://family.gonoodle.com/>

## Ms. Nimmo 1<sup>st</sup> and 2<sup>nd</sup> Class

### **Gaeilge:**

- Comhrá: Use the comhrá sheet attached and have simple comhrá. (5 minutes is enough)
- Dán - An scoil (practice reading 2<sup>nd</sup> Verse)
- <https://www.seideansi.ie/#>

### **SESE (History):**

For the month of May, we are going to learn about dinosaurs.

As an introduction this week, listen to this video. Write down three facts you learned from it.

<https://www.youtube.com/watch?v=dktnOPfE7Dc>

- The children can pick their favourite dinosaur and do a project on it. I will include fact files on different dinosaurs below.
- This week, they can just choose which one they would like to do their project on.
- They can decide if they would like to do it on a poster, in a scrapbook or in 3D format

**PE:** <https://www.thebodycoach.com/blog/pe-with-joe-1254.html>

**RTE:** Engage with activities on RTE school channel

# Ms. Nimmo 1<sup>st</sup> and 2<sup>nd</sup> Class

Thursday

## *Morning Reflection and Prayer*

### Maths:

- **Mangahigh**
- **Counting**
- **1<sup>st</sup> class:** Planet Maths: Pg 64
- **2<sup>nd</sup> Class:** Pg. 78
- **Game:** Play the shopkeeper (Like the previous game, just explain to kids that pounds = euro and pence = cents)  
<https://www.doorwayonline.org.uk/timeandmoney/tillwemeet/>

10@10: \_take a break, get up and moving

<https://rtejr.rte.ie/10at10/>

### English:

- **Wordstudy: Scrabble Games.**
  - Make the word with your scrabble pieces
  - Make the word, ask somebody to jumble it or take some letters away and you have to spot the mistake
  - Race somebody else in your family to make the word
- **1<sup>st</sup> Class:** Try some of these rhyming activities
  - [https://www.superteacherworksheets.com/reading-comp/1st-rhyming-game\\_RGAME.pdf?up=1466611200](https://www.superteacherworksheets.com/reading-comp/1st-rhyming-game_RGAME.pdf?up=1466611200)
- **2<sup>nd</sup> Class:** Reading Comprehension activity  
[https://www.superteacherworksheets.com/reading-comp/2nd-planetrip\\_TZZTZ.pdf?up=1466611200](https://www.superteacherworksheets.com/reading-comp/2nd-planetrip_TZZTZ.pdf?up=1466611200)
- Relax and listen to a story <https://stories.audible.com/discovery>

## Ms. Nimmo 1<sup>st</sup> and 2<sup>nd</sup> Class

**Go Noodle**\_Have a family GoNoodle

- <https://family.gonoodle.com/>

**Gaeilge:**

- Comhrá: 5 minutes
- Dán - An Scoil (practice reading 3<sup>rd</sup> verse)
- <https://www.seideansi.ie/#>

**SESE (Science):**

Science experiment (in resources at end of document)

**PE:** <https://www.thebodycoach.com/blog/pe-with-joe-1254.html>

**RTE:** Engage with activities on RTE school channel

# Ms. Nimmo 1<sup>st</sup> and 2<sup>nd</sup> Class

Friday

*Morning Reflection and Prayer*

**Maths:**

- **Mangahigh**
- **Counting Game: Splat:**  
<https://www.primarygames.co.uk/pg2/splat/splatsq100.html>  
*Count in different intervals by splatting the right tile (e.g, if counting in 3s - 3,6,9,12) (If counting in 6s (6,12,18)*
- **1<sup>st</sup> class:** Planet Maths: Pg 65
- **2<sup>nd</sup> Class:** Problem Solving Activity  
<https://nzmaths.co.nz/resource/race-100>
- **Game:** Going to the shop  
<https://www.doorwayonline.org.uk/timeandmoney/supermarket/>

**10@10:** take a break, get up and moving

<https://rtejr.rte.ie/10at10/>

**English:**

- **Wordstudy:** Take out your word list pretest sheet with the list of words you wrote out on Monday. Cover/fold it over just like we do on school. Ask adult or older brother/sister to call out your words.
- **Diary Entry**
- **Relax and listen to a story** <https://stories.audible.com/discovery>

**Go Noodle**\_Have a family GoNoodle

<https://family.gonoodle.com/>



## Ms. Nimmo 1<sup>st</sup> and 2<sup>nd</sup> Class

### **Gaeilge:**

- Comhrá: 5 minutes
- Dán - An scoil (practice reading final verse)
- <https://www.seideansi.ie/#>

### **Art:**

Saltdough/Playdough recipe

<https://www.youtube.com/watch?v=jv73CEzY1jg>

- Make saltdough and use it to create 3d images of dinosaurs (or other animals, 3D structures). I will include images of samples below to stimulate some ideas and thinking.
- If you have dinosaurs at home, use their feet and body parts to make prints in the dough. (see photos attached below)

PE: <https://www.thebodycoach.com/blog/pe-with-joe-1254.html>

RTE: Engage with activities on RTE school channel

### **Please note:**

These are just suggestions and do not have to be completed. Encourage your child to keep reading and just complete daily tasks (setting table, making bed etc.) independently.

Reminder that all digital resources which we have used to date are available on <https://padlet.com/onimmo1/yq72kxvzo2sw3ykn>. This may be easier to follow and access.

If you are unsure about anything or would like any guidance, please don't hesitate to contact me ([msnimmoballindaggin@gmail.com](mailto:msnimmoballindaggin@gmail.com)). Even if the kids want to email me themselves, I would love to hear from them.

76

Money 1

I am learning about money.



**A** Listen to your teacher.



**B** How much is in each piggy bank?

1.



€ \_\_\_\_\_

2.



c

3.



c

4.






c

5.



c

**C** Using    make 25c with different amounts of coins. You can use each coin more than once.

1. 2 coins: \_\_\_\_\_

2. 3 coins: \_\_\_\_\_

3. 4 coins: \_\_\_\_\_

4. 5 coins: \_\_\_\_\_



**D** In your copy, make a list of the different ways you can make 30c.



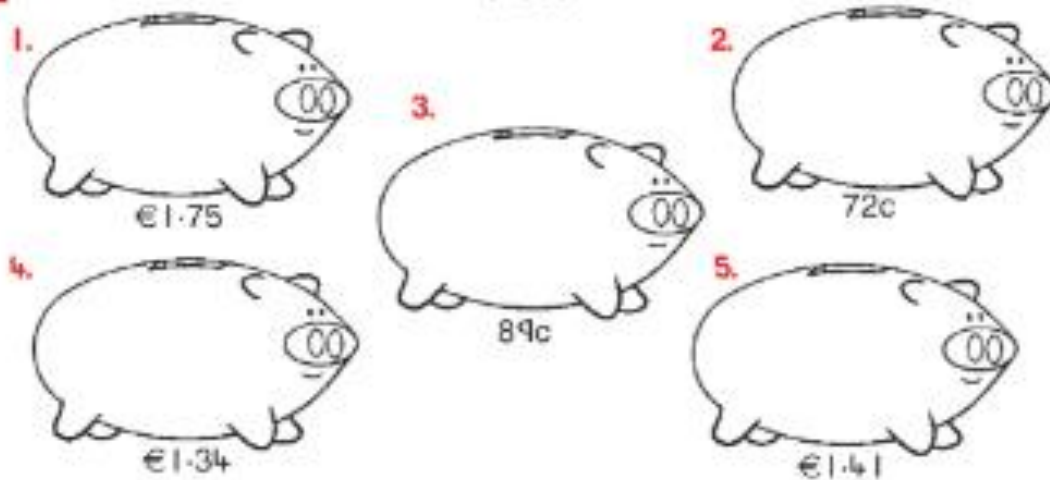


**A** Add.



1.  $€1 + 50c + 50c = €$  \_\_\_\_\_
2.  $50c + 20c + 20c + 10c = €$  \_\_\_\_\_
3.  $5c + 10c + 5c =$   c
4.  $20c + 20c + 5c + 5c =$   c
5.  $2c + 2c + 2c + 2c + 1c + 1c =$   c
6.  $1c + 1c + 1c + 2c =$   c
7.  $10c - 5c - 2c - 2c =$   c
8.  $20c - 10c - 5c =$   c

**B** Draw the correct coins in each piggy bank.




**C** Use the coins  to make €2 in 4 different ways. You can use each coin more than once.

1.	2.
3.	4.

78

Money 1

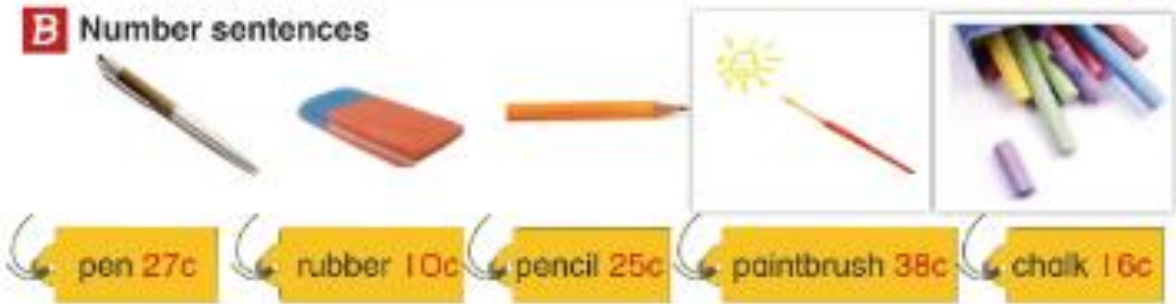


**A** Match each question with the correct answer.

1. I had 2c less than €1. How much had I?
2. I bought a bar in the shop. I gave the shopkeeper €1 and he gave me 25c change. How much did the bar cost?
3. I bought 2 packets of crisps that cost 24c each. How much did I spend?
4. I had a 50c, 10c, 2c, and 1c. How much had I got?
5. I gave the shopkeeper 50c and she gave me 29c change. How much had I spent?

- 48c
- 75c
- 98c
- 21c
- 63c

**B** Number sentences



Write a number sentence to find the cost of:

1. 2 pens  $\square$  c +  $\square$  c =  $\square$  c
2. 2 paintbrushes  $\square$  c +  $\square$  c =  $\square$  c
3. 2 pieces of chalk  $\square$  c +  $\square$  c =  $\square$  c
4. 3 rubbers  $\square$  c +  $\square$  c +  $\square$  c =  $\square$  c
5. 3 pens  $\square$  c +  $\square$  c +  $\square$  c =  $\square$  c
6. 2 pens and 1 pencil  $\square$  c +  $\square$  c +  $\square$  c =  $\square$  c
7. 2 pens and 1 paintbrush  $\square$  c +  $\square$  c +  $\square$  c =  $\square$  c



**C** In your copy.

Anne bought a lollipop at the shop. It cost Anne less than 20c. Anne used exactly 3 coins. Find 8 different ways to make an amount less than 20c. Use 1c, 2c, 5c and 10c coins.



# Ms. Nimmo 1<sup>st</sup> and 2<sup>nd</sup> Class

## An Scoil

Obair sa rang

Súgradh sa halla

Guthanna leanaí

Ag teacht mar mhacalla

Ceisteanna is freagraí

Sa seomra gach lá

Cathain? Is conas?

Cén duine? Cén fáth?

Úrlar lán le málaí

Pictiúir ar an mballa

An múinteoir ag caint

Is ag tabhairt obair bhaile

Scríobh agus léamh

Foghlaim is guí

Ó naoi a chlog ar maidin

Go fiche chun a trí



# Ms. Nimmo 1<sup>st</sup> and 2<sup>nd</sup> Class

English Resource

SamleAcroustic Poem



Ms. Nimmo 1<sup>st</sup> and 2<sup>nd</sup> Class

Geography Resources - My Place in the world (sample Craft)





# Ms. Nimmo 1<sup>st</sup> and 2<sup>nd</sup> Class

Science Experiment:

Use these key questions before, during and after the Experiment

## Science Experiment

### Rainbow Colour Mixing

What do you predict will happen when all of the ingredients are in the bowl?

What will happen when the colours are mixed?

What happens when the food colouring is put in the milk?

Does it float or sink?

What happens when the washing-up liquid is added?

Is the reaction fast or slow?

How could you speed it up or slow it down?



# Awe and Wonder

## Rainbow Colour Mixing

You will need:



A bowl



A cup of milk  
(whole or 2%)



Different colours  
of food colouring



Washing-up  
liquid

### Method:

1. Carefully pour a cup of milk into a bowl.
2. Taking care not to mix the colours, drop three drops of one food colouring at one side. About a third of the way around, add three drops of another colour and another third of the way around, add three drops of another colour.
3. Next, squeeze a drop of washing-up liquid into the centre of the bowl.
4. What happens to the colours?



### The Science

Milk is mainly water with another big ingredient: fat. The washing-up liquid bonds with the fat in the milk. The food colouring is pushed out because the bond is so strong.

# Ms. Nimmo 1<sup>st</sup> and 2<sup>nd</sup> Class

## Music resource

### Tin-whistle song

#### 7. Pussy Got the Measles

G G G G G A B G A D, D, D, -  
Pussy got the measles on the first day of spring,

A A D, D, D, - A B G G G -  
the first day of spring, the first day of spring.

G G G G G A B G A D, D, D, -  
Pussy got the measles on the first day of spring,

B A (ssh) B A (ssh) B G G G  
the poor, the poor, the poor wee thing.

## Ms. Nimmo 1<sup>st</sup> and 2<sup>nd</sup> Class

Dinosaur Fact Cards

### Oviraptor

**Length:** 2m


**Height:** 1.5m

**Weight:** 20kg

**Diet:** meat, eggs, seeds, insects and plants

**Fascinating Fact:**

This dinosaur had feathers and a powerful jaw.



Dinosaur Fact Cards

### Tyrannosaurus rex

**Length:** 12m

**Height:** 6m

**Weight:** 7,000kg

**Diet:** other dinosaurs, such as Triceratops

**Fascinating Fact:**

This fearsome dinosaur could crush the bones of other dinosaurs.



Dinosaur Fact Cards

### Brachiosaurus

**Length:** 26m


**Height:** 16m

**Weight:** 80,000kg

**Diet:** plants

**Fascinating Fact:**

This dinosaur is the largest and heaviest land animal ever discovered.



Dinosaur Fact Cards

### Velociraptor

**Length:** 2m

**Height:** 0.5m

**Weight:** 15kg

**Diet:** leftover carcasses killed by larger dinosaurs

**Fascinating Fact:**

Velociraptor's bodies were about the same size as a Christmas turkey.





# Dinosaur Fact Cards



Dinosaur Fact Cards

## Apatosaurus

**Length:** 21m


**Height:** 5m

**Weight:** 16,000kg

**Diet:** plants

**Fascinating Fact:**

Apatosaurus' had long whip-like tails that helped to balance their long necks.



Dinosaur Fact Cards

## Iguanodon

**Length:** 10m

**Height:** 3m

**Weight:** 4,000kg

**Diet:** plants

**Fascinating Fact:**

This dinosaur could walk on two legs or on all four legs.



Dinosaur Fact Cards

## Stegosaurus

**Length:** 9m

**Height:** 3m

**Weight:** 3,000kg

**Diet:** plants

**Fascinating Fact:**

Although the Stegosaurus body was large, the size of their brain was only around the size of a dog's.



Dinosaur Fact Cards

## Triceratops

**Length:** 9m

**Height:** 3m

**Weight:** 12,000kg

**Diet:** plants

**Fascinating Fact:**

Triceratops had three nose horns they used for defence.

