

# Ms. Nimmo 1<sup>st</sup> and 2<sup>nd</sup> Class

All digital resources are also available on the following padlet.

<https://padlet.com/onimmo1/yq72kxvzo2sw3ykn>

It might be easier to have each link here on the document but if you would just like to pick and choose subjects/areas of interest, the padlet might suit your needs more.

## Maths

### **Mangahigh**

#### **Counting Activities:**

- **1<sup>st</sup> Class:** counting in 2s, 3s, 5s,10s (forwards and backwards)
- **2<sup>nd</sup> Class:** counting in 7s to 70, and 8s to 80 (forwards and backwards) - colour squares in 100 square, and use it to help you as you count. The digital resource 'splat' will also be very helpful with this

### **Planet Maths**

#### **1<sup>st</sup> Class**

- Monday: Pg 120
- Tuesday: Pg 121
- Wednesday: Pg 122
- Thursday: Pg. 123
- Friday: Pg. 124

#### **2<sup>nd</sup> Class**

##### Word Problems

- Worksheet 1
- Worksheet 2
- Worksheet 3
- Worksheet 4
- Worksheet 5

**Please note that the resource is from an American website and that some of the questions on the worksheets use the dollar (\$). If you just cross it out and write in (€), there shouldn't be any problems.**

**Worksheets are available here on padlet**

### **Games:**

- **Time:** <https://www.doorwayonline.org.uk/timeandmoney/abouttime/>
- **Money:**
- <https://www.doorwayonline.org.uk/activities/cashing-in/cashing-in.html>
- <https://www.doorwayonline.org.uk/timeandmoney/tillwemeet/>
- <https://www.doorwayonline.org.uk/timeandmoney/supermarket/>

## Ms. Nimmo 1<sup>st</sup> and 2<sup>nd</sup> Class

- **Counting**
- **Splat** <https://www.primarygames.co.uk/pg2/splat/splatsq100.html>
- Click on the box as you count up in the number (this will be particularly helpful for 2<sup>nd</sup> class who are still practicing counting up in 6s,7s and 8s using visuals)

<https://www.doorwayonline.org.uk/number/countmein/>

### **Folens Resources:**

**1<sup>st</sup> Class:** <https://www.folens.ie/books-and-programmes/primary/planet-maths/digital-resources/1st>

**2<sup>nd</sup> Class:** <https://www.folens.ie/books-and-programmes/primary/planet-maths/digital-resources/2nd>

### **English:**

#### **Word Study**

##### **Monday**

- Come up with some **soft c** words before seeing wordstudy with some fun activities. (Find soft c words in the house, draw soft c words, act out soft c words and get someone else to guess)
- Word study

##### **1<sup>st</sup> ( 1-9) and 2<sup>nd</sup> Class (1-15)**

**Red spellings are aimed at 2<sup>nd</sup> class but 1<sup>st</sup> class can try them too if they wish**

face	dance	Space
fence	pencil	Circus
city	twice	Trace
<b>bounce</b>	<b>peace</b>	<b>Practice</b>
<b>exercise</b>	<b>exciting</b>	<b>bracelet</b>

- See how many words you know on Monday. Read each word aloud and put it into a story/sentence/song **orally**.

##### **Tuesday:**

- Wordsearch
  - Make a Wordsearch with your words

##### **Wednesday:**

- Scrabble
  - Make the word with your scrabble pieces

## Ms. Nimmo 1<sup>st</sup> and 2<sup>nd</sup> Class

- Make the word, ask somebody to jumble it or take some letters away and you have to spot the mistake
- Race somebody else in your family to make the word

### Thursday:

- Bingo
  - Write out your words on a Bingo sheet (choose the words you find most challenging)
  - Play Bingo by marking off your words as they are called out

### Friday:

- Take out your word list pretest sheet with the list of words you wrote out on Monday. Cover/fold it over just like we do on school. Ask adult or older brother/sister to call out your words.

### **Reading/Stories:**

- Relax and listen to a story <https://stories.audible.com/discovery>

### **Poetry:**

- **Acrostic poem:** Make an acrostic poem with the word Munster.

### **Phonemic and phonological awareness:**

- <https://www.teachyourmonstertoread.com/about-the-game/what-does-each-game-cover>

### **Reading Comprehension:**

- Read poem 'Snow School Today' attached below every day (try to become more fluent each day)
- Answer questions, using full sentences (this can be completed orally if unable to print) - Answer 1 question a day

*The resource will be easy to print off padlet.*

### **Diary Entry**

- Write a few sentences in your diary each day, outlining what you did and how you are feeling etc. This will be a lovely memoir to have in years to come.

### **Gaeilge:**

Comhrá: With Puppets and vocabulary sheet - focus on mé féin/ All about me

## Ms. Nimmo 1<sup>st</sup> and 2<sup>nd</sup> Class

- **Inis dom fútsa/ Inis dom fút féin.**  
Revise this section of vocabulary in your frásaí Gaeilge
- Complete the exercise/worksheet attached  
(resource available on padlet here)  
<https://padlet.com/onimmo1/yq72kxvzo2sw3ykn>
- Irish online stories/games. <https://www.seideansi.ie/#>

### SESE (Geography)

- Continue with planting diary. Take care of your plants, write what you did each day. Include your observations and reflections.
- My Place in the world activity follow up. This week, we will focus on our Province - Munster

*Here are two songs which go through the Counties of Ireland. We'll be working our way through the other provinces in the coming weeks. Sing along to the verse on*

*Munster or create your very own poem/song and send it onto me 😊*

<https://www.youtube.com/watch?v=tknrcrfceuo>  
<https://www.youtube.com/watch?v=T7PvLelul9g>

I will send on the following resources as PDFs on padlet for optimum photo quality and visibility.

- Munster Display Poster
- Two different jigsaw Activities
- Munster Wordsearch
- Munster Crossword
- Munster Flag
- Munster Acrostic Poem Template

### SESE (History)

- Complete the final part of your project by including a section of "fun

## Ms. Nimmo 1<sup>st</sup> and 2<sup>nd</sup> Class

facts," "jokes," "drawings," etc. of your selected dinosaur (or all dinosaurs in general)

- This website has a huge range of beautiful resources which I encourage you to use <https://www.kids-dinosaurs.com/dinosaur-facts.html>
  - It has a wide range of free printables, minibooks, wordsearches, jokes, drawings/colouring pages and activities
  - You can also go back on some of the other websites we used (on padlet) if you want to gather more facts/info from them
- Finish your project with a little reflection
  - What you liked about the project
  - The most interesting thing you learned
  - What you would like to know more about
  - What you would change about your project
  - What you would do differently if you were doing your project again
- Present your information in whatever way you wish. (written on coloured paper, in a copy, typed etc.)

### **SESE (Science):**

I know a lot of you are really enjoying the Science Experiments and engaging with them each week. NUIG and some other organisations are holding a Science Video Competition which your child(ren) might be interested in

<https://reellifescience.com/how-to-enter/>

The boys and girls are free to email me if they would like any assistance or reassurance about ideas.

Deadline: May 29<sup>th</sup>

Science experiment (in resources at end of document)

### Music:

- Revise "Amhrán na gcupán" and "Faoi na soilse"
- New song: An t-Ádh nocht - Get lucky
- <https://songsinirish.com/an-tadh-nocht-lyrics/>

## Ms. Nimmo 1<sup>st</sup> and 2<sup>nd</sup> Class

### Art:

Translucent landscape Drawings - these are really simple, they would be lovely hung in the window (you will need permanent markers/sharpies and oil)

<https://www.youtube.com/watch?v=v368l7nAltE>

Waterpaint - Painting a tree using paint, water, greaseproof paper and clingfilm

<https://www.youtube.com/watch?v=wc-rbLsu558>

Cherry blossom tree - Paint a Cherry Blossom Tree using paint and cotton buds

[https://www.youtube.com/watch?v=8ptZ5F\\_yGkY](https://www.youtube.com/watch?v=8ptZ5F_yGkY)

Daisy Chain

Pick some daisies and make a daisy chain (for yourself or for somebody else)

<https://www.youtube.com/watch?v=d024DPib5Qw>

### PE

Go Noodle:

<https://family.gonoodle.com/>

10 @10:

<https://rtejr.rte.ie/10at10/>

PE with the Body Coach:

<https://www.thebodycoach.com/blog/pe-with-joe-1254.html>

**RTE:** Engage with activities on RTE school channel

## Ms. Nimmo 1<sup>st</sup> and 2<sup>nd</sup> Class

### **Please note:**

These are just suggestions and do not have to be completed. Encourage your child to keep reading and just complete daily tasks (setting table, making bed etc.) independently.

Reminder that all digital resources which we have used to date are available on <https://padlet.com/onimmo1/yq72kxvzo2sw3ykn> . This may be easier to follow and access.


If you are unsure about anything or would like any guidance, please don't hesitate to contact me ([msnimmoballindaggin@gmail.com](mailto:msnimmoballindaggin@gmail.com)). Even if the kids want to email me themselves, I would love to hear from them.

# Ms. Nimmo 1<sup>st</sup> and 2<sup>nd</sup> Class

## Worksheet 1

Name: \_\_\_\_\_

### Multiple-Step Problems



- a. Craig has a twenty dollar bill. He buys six squirt guns for \$2 each. How much money did Craig have left?

\_\_\_\_\_

- b. Maria invited 4 of her friends over for a water balloon fight in the backyard. At the start of the game, Maria gave each of her friends 2 water balloons. She had one water balloon for herself. How many water balloons did they have altogether?

\_\_\_\_\_

- c. Matthew and his brother Shawn played swimming-pool-basketball. Each basket was worth 3 points. Matthew scored 9 points. Shawn scored 6 points. What is the total number of baskets made during this game?

\_\_\_\_\_

- d. Lauren and Gina's mother told her daughters they can swim in the pool for 20 minutes. First, they swam laps in the pool for 7 minutes. Then they swam underwater for one minute. Then they played water polo for 8 minutes. How much longer can they stay in the pool?

\_\_\_\_\_



# Ms. Nimmo 1<sup>st</sup> and 2<sup>nd</sup> Class

## Worksheet 2

Name: \_\_\_\_\_

### Multiple-Step Problems



- a. Luke had two ten dollar bills. His younger sister Leia had a five dollar bill. They combined their money to buy a gift for their father that costs \$22. How much change did they receive?

\_\_\_\_\_

- b. Tricia's mother let her play outside for 15 minutes. When she went outside, she played with her dog for 5 minutes. Then she rode her bike for 4 minutes. She spent the rest of the time catching bugs. How many minutes did Tricia spend catching bugs?

\_\_\_\_\_

- c. Clark and his brother Kent played floor hockey in their living room. Each goal was worth 2 points. Clark scored 6 points. Kent scored 8 points. How many goals did they score altogether?

\_\_\_\_\_

- d. Jimmy and Kelly ran a snack stand in their front yard. They sold cookies for 5¢, apples for 6¢ and cupcakes for 10¢. They sold 3 cookies, 2 cupcakes, and 1 apple. How much money did they make altogether?

\_\_\_\_\_

# Ms. Nimmo 1<sup>st</sup> and 2<sup>nd</sup> Class

## Worksheet 3

Name: \_\_\_\_\_

### Multiple-Step Word Problems



- a. Madison is reading a book that has 232 pages in it. She read 42 pages over the weekend. Then she read 30 more pages on Monday night. How many pages does Madison have left to read?

\_\_\_\_\_

- b. Steven bought two boxes of erasers. One box had 24 erasers in it. The other box had 36 erasers in it. He then gave 18 of his erasers to his friend. How many erasers did Steven have left?

\_\_\_\_\_

- c. In football, a player scores 6 points for a touchdown and 3 points for a field goal. Sujith's team scored 2 touchdowns in this week's game. Last week they scored 1 touchdown and 1 field goal. How many points did Sujith's team score in both games combined?

\_\_\_\_\_

- d. Mia bought a sketch book with 125 blank pages in it. She tears out 7 blank pages for her friend to draw on. Mia draws pictures on 64 pages. How many blank pages does she have left?

\_\_\_\_\_

# Ms. Nimmo 1<sup>st</sup> and 2<sup>nd</sup> Class

## Worksheet 4

Name: \_\_\_\_\_

### Multiple-Step Word Problems



Solve the word problems. Show your work.

- a. Haruto has tomato plants in his backyard. This year the plants grew 127 tomatoes. Birds had eaten 19 of the tomatoes. 23 tomatoes had been ruined by bugs. He picked the rest. How many tomatoes did Haruto pick?

\_\_\_\_\_

- b. Webster Elementary School has 124 first graders and 130 second graders. On Friday, 12 first graders and 9 second graders were absent. How many first and second graders were in school on Friday?

\_\_\_\_\_

- c. Cole and Bryson went to Video Game Land. Cole won 152 tickets. Bryson won 84 tickets. They want to put their tickets together to get a large toy monkey that costs 300 tickets. How many more tickets do they need?

\_\_\_\_\_

- d. Clementine and Jake make cookies for the school bake sale. Clementine baked 72 cookies. Jake baked twice as many as Clementine. How many cookies did they bake altogether?

\_\_\_\_\_

# Ms. Nimmo 1<sup>st</sup> and 2<sup>nd</sup> Class

## Worksheet 5

Name: \_\_\_\_\_

### Multiple-Step Problems



- a. Ashton had two boxes of pencils with fourteen pencils in each box. He gave six pencils to his brother. How many pencils did Ashton have left?

\_\_\_\_\_

- b. At the Tasty Bakery, cupcakes cost fifty-cents each. Bagels cost a dollar twenty-five. How much more do two bagels cost than two cupcakes?

\_\_\_\_\_

- c. Patty and Carl went to the movies. Patty bought the two movie tickets for \$7.35 each. Carl bought two buckets of popcorn at \$5.60 each. How much more money did Patty spend than Carl?

\_\_\_\_\_

- d. There are 96 fourth graders at Small Tree Intermediate School. 43 of them are girls. On Friday, 5 fourth grade girls and 4 fourth grade boys were absent. How many fourth grade boys were at Small Tree Intermediate School on Friday?

\_\_\_\_\_

- e. Joe is learning to play the trumpet. On Monday he practiced from 6:30 until 7:05. On Tuesday he practiced from 3:55 until 4:15. How many minutes did he practice in all over the two days?

\_\_\_\_\_

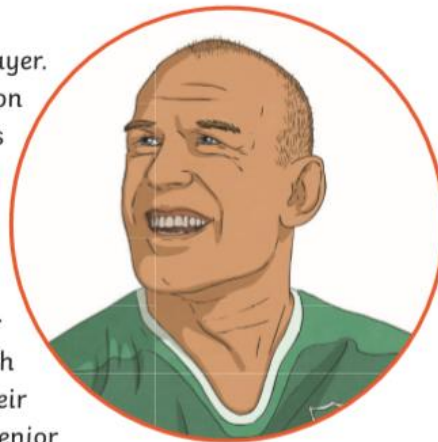
# Ms. Nimmo 1<sup>st</sup> and 2<sup>nd</sup> Class

## English Reading Comprehension – Paul O'Connell

### Paul O'Connell

#### Early Years

Paul O'Connell is a retired Irish rugby player. O'Connell was born in County Limerick on the 20<sup>th</sup> October 1979. O'Connell was excellent at swimming when he was young, spending up to fifteen hours a week training in the pool. He only began playing rugby at the age of 16. He played for his school, Ardscoil Rís, in the Munster Schools Rugby Senior Cup. Many other Irish rugby players have also played for their schools in the Munster Schools Rugby Senior Cup, including Ronan O'Gara and Simon Zebo.



Paul O'Connell completed 3 years of a computer engineering degree at the University of Limerick. He did not complete this course, instead deciding to focus on his rugby career.



#### Munster

Paul O'Connell signed his first professional contract with Munster Rugby. O'Connell is six foot six inches tall. As one of the tallest players on the rugby pitch, O'Connell played as a lock. Locks are lifted into the air by teammates to catch line-out throws.

Paul O'Connell played his first match for Munster on the 17<sup>th</sup> August 2001. He quickly became a key member of the squad and helped Munster to win the European Rugby Champions Cup in 2006. He became the captain of Munster in 2007, succeeding Munster legend Anthony Foley. O'Connell led Munster to their second European Rugby Champions Cup win in 2008. They defeated Toulouse in the final. He also captained Munster against Leinster in their 2011 Celtic League win.

# Ms. Nimmo 1<sup>st</sup> and 2<sup>nd</sup> Class

Paul O'Connell

## **Ireland**

Paul O'Connell played his first game for Ireland against Wales in the 2002 Six Nations tournament. He scored a great try; however, he has no memory of scoring it. Earlier in the game, O'Connell received an elbow to the head which left him with a concussion. O'Connell was substituted before half-time after a check-up with the team doctor.

Paul O'Connell scored the last ever try at the Old Lansdowne Road Stadium before it was demolished. The stadium was rebuilt as the Aviva Stadium.



Paul O'Connell led Ireland to a Grand Slam win in the 2009 Six Nations Championship. This was Ireland's first Grand Slam win in 2009. The Grand Slam is when one team wins every one of their matches in the Six Nations. Paul O'Connell was named as the captain of Ireland at the beginning of the 2015 Six Nations. Ireland went on to win the tournament, and Paul O'Connell won the Player of the Championship award. He was also voted as the Irish Rugby Union Players Association (IRUPA) Player of the Year for 2015.

## **Injury**

Paul O'Connell announced that he would retire from international rugby after the 2015 Rugby World Cup. He would also leave Munster and join Toulon, a French rugby team. Paul O'Connell played a key role in Ireland's first three matches of the World Cup; however, he injured his hamstring in Ireland's fourth game against France. He had to have surgery, which meant he was unable to play in the rest of the World Cup. Following advice from doctors, Paul O'Connell announced his retirement from rugby on the 9<sup>th</sup> of February 2016. Paul O'Connell made 218 appearances for Munster. He also finished his career as Ireland's third most-capped player, playing 108 international games for his country.

Paul O'Connell's autobiography is called The Battle. This book was named as the Irish Sports Book of the Year 2016.

# Ms. Nimmo 1<sup>st</sup> and 2<sup>nd</sup> Class

Paul O'Connell

## **Awards**

Paul O'Connell had a very successful career, winning many trophies and awards on his way to becoming a rugby legend. O'Connell won the European Rugby Champions Cup on two occasions. He also won the Pro14 trophy three times. O'Connell also won the Six Nations Championship with Ireland in 2009, 2014 and 2015.

Paul O'Connell married his wife, Emily O'Connell, in July 2013. They have three children, Paddy, Lola and Felix.

## **Coaching and Media Career**

Paul O'Connell joined Munster Rugby's Academy in an advisory role in July 2016. O'Connell became assistant coach with the Ireland Under-20s in 2017. He is currently a coach with Stade Français. O'Connell has also enjoyed success in the media. He joined BBC Sport as a pundit and commentator before the 2017 Six Nations Tournament.



# Ms. Nimmo 1<sup>st</sup> and 2<sup>nd</sup> Class

Paul O'Connell

## Questions

1. When was Paul O'Connell born?

---

2. What sport was Paul O'Connell involved in before rugby?

---

3. How tall is Paul O'Connell? What position did Paul O'Connell play?

---

---

4. What is a Grand Slam in the Six Nations Championship?

---

5. What stadium was demolished and rebuilt as the Aviva Stadium?

---

6. Tick true or false for the following statement.

Paul O'Connell won the Six Nations Championship three times with Ireland.

6. Tick true or false for the following statement.

Paul O'Connell won the Six Nations Championship three times with Ireland.

true

false

7. How do you think Paul O'Connell felt after injuring his hamstring in the 2015 World Cup?

---

---

---

8. What did you find most interesting about Paul O'Connell?

---

---

---



## Inis Dom Fút Féin?

1. Is mise \_\_\_\_\_.
2. Tá mé \_\_\_\_\_ mbliana d'aois.
3. Tá \_\_\_\_\_ daoine i mo theaghlach.
4. Tá gruaig \_\_\_\_\_ orm.
5. Tá súile \_\_\_\_\_ agam.
6. Rugadh mé ar an \_\_\_\_\_ de \_\_\_\_\_.



### Bosca Cabhair

1. Mí Eanáir
2. Mí Feabhra
3. Mí an Mhárta
4. Mí Aibreáin
5. Mí na Bealtaine
6. Mí an Mheithimh
7. Mí Iúil
8. Mí Lúnasa
9. Mí Mheán Fómhair
10. Mí Dheireadh Fómhair
11. Mí na Samhna
12. Mí na Nollag

Tarraing pictiúr duit féin.

**Dathanna gruaig:** dubh, fionn,  
rua, donn.

# Ms. Nimmo 1<sup>st</sup> and 2<sup>nd</sup> Class

Science Experiment - How to make butter

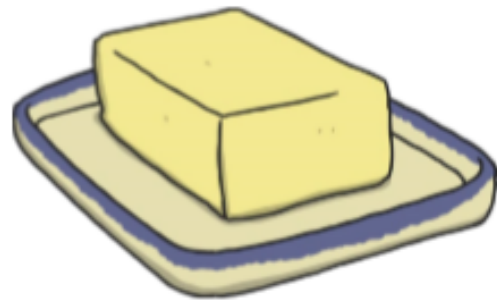
## Make Your Own Butter

### Science Experiment

Butter is an important part of sandwiches and tastes great on toast. Follow these instructions to make your own yummy butter.

#### You will need:

- cream (it needs to be thick cream so double cream or whipping cream works best)
- plastic jar with a lid
- sieve
- bowl



#### Method:

1. Pour the cream into the jar. The jar should be about half full.
2. Put the lid on the jar and make sure it's on tightly.
3. Now for the hard work! Shake the jar lots until you see a lump form in the jar. This could take a long time – maybe even ten minutes!
4. Eventually, you will see a lump and some liquid. The lump is butter and the liquid is buttermilk, an ingredient that can be used in lots of different things.
5. Put the sieve over a bowl. Open the jar and tip the contents into the sieve.
6. You now have separate butter and buttermilk.

#### The science:

Cream is made up of tiny pieces (called molecules) of fat surrounded by water. When you shake the cream, the fat molecules start to clump together in a lump. They then separate from the liquid.

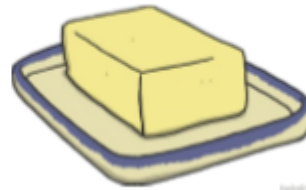
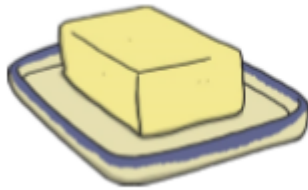
## Science Experiment

### Make Your Own Butter

How long did you have to shake the jar before you saw lumps starting to form?

Which is runnier, the cream or the buttermilk?

Does the cream change colour when it turns into butter and buttermilk?



twinkl.com

# Ms. Nimmo 1<sup>st</sup> and 2<sup>nd</sup> Class

## Music resource

### Tin-whistle song

Please note that # after the f is just identifying an f# which is the f that the children learned (top four holes covered)



## Twinkle, Twinkle, Little Star

- Mozart



Click 'play'  
to listen to  
the tune or  
play along!

**D D A A B B A –**

**G G F# F# E E D –**

**A A G G F# F# E –**

**A A G G F# F# E –**

**D D A A B B A –**

**G G F# F# E E D –**

**Ms. Nimmo 1<sup>st</sup> and 2<sup>nd</sup> Class**

**Ms. Nimmo 1<sup>st</sup> and 2<sup>nd</sup> Class**