

Ms. Nimmo 1st and 2nd Class

All digital resources are also available on the following padlet.

<https://padlet.com/onimmo1/yq72kxvzo2sw3ykn>

It might be easier to have each link here on the document but if you would just like to pick and choose subjects/areas of interest, the padlet might suit your needs more.

Maths

Mangahigh

Counting Activities:

- **1st Class:** counting in 2s, 3s, 5s, 10s (forwards and backwards)
- **2nd Class:** counting in 7s to 70, and 8s to 80 (forwards and backwards) - colour squares in 100 square, and use it to help you as you count. The digital resource 'splat' will also be very helpful with this

Planet Maths

1st Class

- Monday: Pg 110
- Tuesday: Pg 111
- Wednesday: Pg 112
- Thursday: Pg. 113
- Friday: Pg. 119

2nd Class

- Monday: Pg 153
- Tuesday: Pg 154
- Wednesday: Worksheet1
- Thursday: Worksheet2
- Friday: Worksheet3

Please note that the worksheets use the dollar (\$) but if you just cross it out and write in (€), there shouldn't be any problems

I will send worksheets via Aladdin too (as pdfs)

Games:

- **Time:** <https://www.doorwayonline.org.uk/timeandmoney/abouttime/>
- **Money:**
 - <https://www.doorwayonline.org.uk/activities/cashing-in/cashing-in.html>
 - <https://www.doorwayonline.org.uk/timeandmoney/tillwemeet/>
 - <https://www.doorwayonline.org.uk/timeandmoney/supermarket/>
- **Counting**
- **Splat** <https://www.primarygames.co.uk/pg2/splat/splatsq100.html>
- Click on the box as you count up in the number (this will be particularly helpful for 2nd class who are still practicing counting up in 6s, 7s and 8s)

Ms. Nimmo 1st and 2nd Class

using visuals)

<https://www.doorwayonline.org.uk/number/countmein/>

Extension Activity (Optional): Draw your own shop using the template provided below(or design your own template). Draw what you have on sale and how much each item is. Write out shopping lists and figure out how much money you will need for each list. Make up your own word problems for others in your home to complete. E.g. Do you need more money to buy 'a banana, snickers and ice-cream' or to buy '2 bottles of water, an apple and a yogurt'

Folens Resources:

1st Class: <https://www.folens.ie/books-and-programmes/primary/planet-maths/digital-resources/1st>

2nd Class: <https://www.folens.ie/books-and-programmes/primary/planet-maths/digital-resources/2nd>

English:

Word Study

Monday

- Come up with some **-aw** words before seeing wordstudy with some fun activities. (Find -aw words in the house, draw -aw words, act out -aw words and get someone else to guess)
- Word study

1st (1-9) and 2nd Class (1-15)

Red spellings are aimed at 2nd class but 1st class can try them too if they wish

saw	paw	jaw
draw	straw	raw
yawn	thaw	dawn
seesaw	hawk	strawberry
sawdust	jigsaw	awkward

- See how many words you know on Monday. Read each word aloud and put it into a story/sentence/song **orally**.

Tuesday:

- Wordsearch
 - Make a Wordsearch with your words

Wednesday::

Ms. Nimmo 1st and 2nd Class

➤ Scrabble

- Make the word with your scrabble pieces
- Make the word, ask somebody to jumble it or take some letters away and you have to spot the mistake
- Race somebody else in your family to make the word

Thursday:

➤ Bingo

- Write out your words on a Bingo sheet (choose the words you find most challenging)
- Play Bingo by marking off your words as they are called out

Friday:

- Take out your word list pretest sheet with the list of words you wrote out on Monday. Cover/fold it over just like we do on school. Ask adult or older brother/sister to call out your words.

Reading/Stories:

- Relax and listen to a story <https://stories.audible.com/discovery>

Poetry:

- **Acrostic poem:** Make an acrostic poem with the word Leinster.

Phonemic and phonological awareness:

- <https://www.teachyourmonstertoread.com/about-the-game/what-does-each-game-cover>

Reading Comprehension:

- Read poem 'Snow School Today' attached below every day (try to become more fluent each day)
- Answer questions, using full sentences (this can be completed orally if unable to print) - Answer 1 question a day

I will include this resource as a PDF on Aladdin as well as attaching below as I'm aware it can be hard to see on this document.

Diary Entry

- Write a few sentences in your diary each day, outlining what you did and how you are feeling etc. This will be a lovely memoir to have in years to come.

Ms. Nimmo 1st and 2nd Class

Gaeilge:

Comhrá: With Puppets and vocabulary sheet

- Continue and finalise your Drámaíocht - Réamhaisnéis na hAimsire (The Weather Forecast)

Watch these links to get an idea of what is involved.

https://www.youtube.com/watch?v=QAnLG6_at0o

<https://www.youtube.com/watch?v=suE0WKELous>

<https://www.youtube.com/watch?v=7nWybb-X6Q8>

- Continue to work on your script and phrases and to design your background if making one. If you have engaged with this activity, I would love to see it. Please send me videos of you, in role as "the weather forecaster" at the end of the week.

- Irish online stories/games. <https://www.seideansi.ie/#>

SESE (Geography)

- Continue with planting diary. Take care of your plants, write what you did each day. Include your observations and reflections.
- My Place in the world activity follow up. This week, we will focus on our Province - Leinster

Here are two songs which go through the Counties of Ireland. We'll be working our way through the other provinces in the coming weeks. Sing along to the verse on Leinster or create your very own poem/song and send it onto me ☺

<https://www.youtube.com/watch?v=tknrcrfceuo>

<https://www.youtube.com/watch?v=T7PvLelul9g>

I will send on the following resources as PDFs on Aladdin for optimum photo quality and visibility.

- Leinster Display Poster
- Two different jigsaw Activities
- Leinster Wordsearch
- Leinster Crossword
- Leinster Flag

Ms. Nimmo 1st and 2nd Class

- Leinster Acrostic Poem Template

SESE (History)

- This week we're going to gather more facts about our dinosaur by visiting "The Dino Directory." This website has great resources for kids so check it out. <https://www.nhm.ac.uk/discover/dino-directory.html>
- An example of some things you might want to research this week are....
 - **Where they lived**
 - **Where they were found**
 - **Type of dinosaur**
 - **What they ate**
- Present your information in whatever way you wish. (written on coloured paper, in a copy, typed etc.)
- There's also a fun quiz they might be interested to do. "What kind of dinosaur are you?" - They could include this at the end of their project. <https://www.nhm.ac.uk/discover/what-dinosaur-are-you.html>

SESE (Science):

I know a lot of you are really enjoying the Science Experiments and engaging with them each week. NUIG and some other organisations are holding a Science Video Competition which your child(ren) might be interested in

<https://reellifescience.com/how-to-enter/>

The boys and girls are free to email me if they would like any assistance or reassurance about ideas.

Science experiment (in resources at end of document)

Music:

- Revise "Amhrán na gcupán" and "Faoi na soilse"
- New song: An t-Ádh noch - Get lucky
- <https://songsinirish.com/an-tadh-nocht-lyrics/>

Ms. Nimmo 1st and 2nd Class

Art:

Pointillism Turtle (Paint is required for this - any paint will do, it doesn't need to be acrylic and you can use any coloured paper. If you don't have a paintbrush, you can use cotton earbuds. The kids might remember doing this in school.

<https://www.youtube.com/watch?v=yG4q3Tknyxo>

Tinfoil stainglass art

<https://www.youtube.com/watch?v=Ce7YBeuVrAc>

Tinfoil Doodles

https://www.youtube.com/watch?v=6m1_X5e_G7U

PE

Go Noodle:

<https://family.gonoodle.com/>

10 @10:

<https://rtejr.rte.ie/10at10/>

PE with the Body Coach:

<https://www.thebodycoach.com/blog/pe-with-joe-1254.html>

RTE: Engage with activities on RTE school channel

Ms. Nimmo 1st and 2nd Class

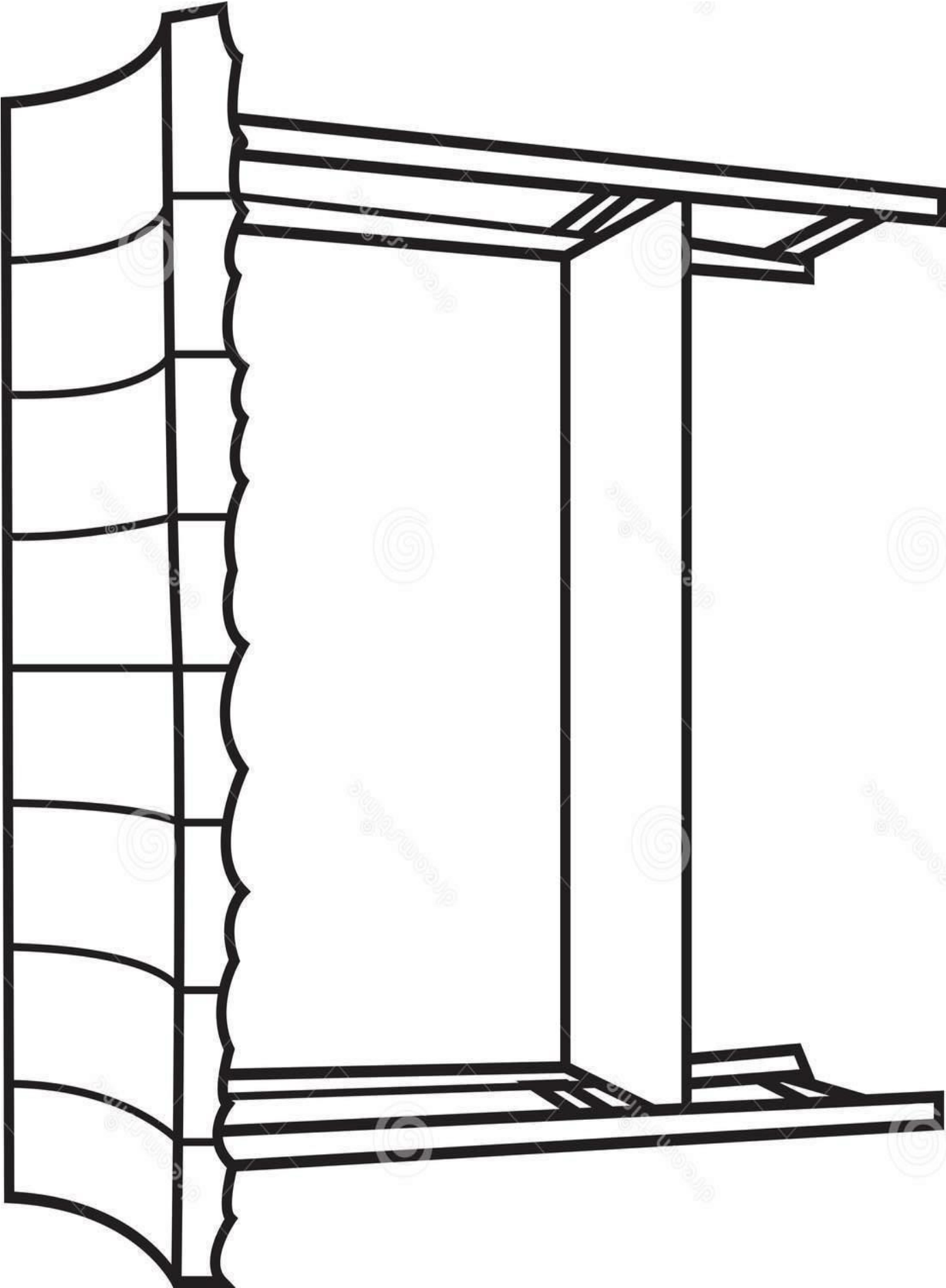
Please note:

These are just suggestions and do not have to be completed. Encourage your child to keep reading and just complete daily tasks (setting table, making bed etc.) independently.


Reminder that all digital resources which we have used to date are available on <https://padlet.com/onimmo1/yq72kxvzo2sw3ykn> . This may be easier to follow and access.

If you are unsure about anything or would like any guidance, please don't hesitate to contact me (msnimmoballindaggin@gmail.com). Even if the kids want to email me themselves, I would love to hear from them.

Ms. Nimmo 1st and 2nd Class



2nd Class



A True or false? ✓ or ✗.

1. €2 - 20c - 10c = €1.60
2. €1 - 10c - 5c = €0.85
3. €2 - €1 - 20c = €0.80
4. €1.50 - 20c - 20c - 10c = €1.05
5. €2 - 20c - 20c - 5c = €0.65

☐
☐
☐
☐
☐


B Fill in the amounts on the blank coins.



1. Which 2 coins make up 12c?
2. Which 3 coins make up 115c?
3. Which 3 coins make up 17c?
4. Which 5 coins make up 108c?
5. Which 5 coins make up €1.16?
6. Which 3 coins make up 62c?
7. Which 7 coins make up 106c?
8. Which 6 coins make up €1.18?
9. Which 10 coins make up 65c?
10. Which 9 coins make up €1.58?

C In your copy. Amy bought a toy using only coins.

It cost her 45c. There are 8 different ways to pay 45c exactly using only the above coins. Find as many as you can.



- 2nd Class

104 Money 2



A ✗ the amounts written in cent.

€0.55

25c

€1.75

180c

€0.05

10c

B Write these amounts in cent.

1. €1.61 _____ 2. €0.48 _____ 3. €1.73 _____ 4. €0.02 _____
5. €1.90 _____ 6. €1.27 _____ 7. €0.15 _____ 8. €1.59 _____

C Write these amounts using the € symbol.

1. 4c € _____ 2. 176c € _____ 3. 51c € _____ 4. 197c € _____
5. 182c € _____ 6. 1c € _____ 7. 100c € _____ 8. 138c € _____

D Fill in the change you would get from €2.

1. €1.46
change:
€ _____

2. 58c
change
€ _____

3. €1.94
change:
€ _____

4. €1.73
change:
€ _____

5. €1.31
change:
€ _____

6. 99c
change:
€ _____

E Help Joe the shopkeeper to write the price tags for his shop.

1. €1.65
or c

2. € _____
or 71c

3. €1.39
or c

4. € _____
or 104c

5. €0.07
or c

6. € _____
or 53c

7. €0.70
or c

8. € _____
or 92c

9. €1.21
or c



Ms. Nimmo 1st and 2nd Class

Worksheet 1

Name: _____

Money Addition


Find the total cost of the items shown.
Show your work.



Total cost: _____



Total cost: _____



Total cost: _____




Total cost: _____

Village Bakery Prices

Chocolate Chip Cookies	3 for 99¢
Donuts	2 for 78¢
Pretzels	97¢ ea.
Cupcakes	\$1.06 ea.
Pies	\$7.25 ea.
Cakes	\$8.98 ea.



Total cost: _____



Total cost: _____

Ms. Nimmo 1st and 2nd Class

Worksheet 2

Name: _____

Adding Money

A Skunk Joke

Add to find the sums. Then solve the riddle by matching the letters to the blank lines below.



$$\begin{array}{r} \text{V} \ \$4.65 \\ + 2.13 \\ \hline \end{array}$$

$$\begin{array}{r} \text{N} \ \$1.35 \\ + 3.89 \\ \hline \end{array}$$

$$\begin{array}{r} \text{T} \ \$6.70 \\ + 3.62 \\ \hline \end{array}$$

$$\begin{array}{r} \text{T} \ \$8.99 \\ + 4.39 \\ \hline \end{array}$$

$$\begin{array}{r} \text{I} \ \$7.89 \\ + 2.45 \\ \hline \end{array}$$

$$\begin{array}{r} \text{S} \ \$3.65 \\ + 4.15 \\ \hline \end{array}$$

$$\begin{array}{r} \text{I} \ \$6.39 \\ + 8.89 \\ \hline \end{array}$$

$$\begin{array}{r} \text{E} \ \$6.78 \\ + 5.72 \\ \hline \end{array}$$

$$\begin{array}{r} \text{N} \ \$9.59 \\ + 6.79 \\ \hline \end{array}$$

$$\begin{array}{r} \text{D} \ \$4.00 \\ + 7.05 \\ \hline \end{array}$$

$$\begin{array}{r} \text{M} \ \$7.22 \\ + 0.09 \\ \hline \end{array}$$

$$\begin{array}{r} \text{I} \ \$6.44 \\ + 1.99 \\ \hline \end{array}$$

$$\begin{array}{r} \text{E} \ \$3.70 \\ + 1.22 \\ \hline \end{array}$$

$$\begin{array}{r} \text{N} \ \$5.89 \\ + 2.30 \\ \hline \end{array}$$

$$\begin{array}{r} \text{K} \ \$2.60 \\ + 2.06 \\ \hline \end{array}$$

$$\begin{array}{r} \text{S} \ \$9.99 \\ + 9.99 \\ \hline \end{array}$$

$$\begin{array}{r} \text{R} \ \$1.65 \\ + 1.25 \\ \hline \end{array}$$

Did you hear the joke about the skunk?

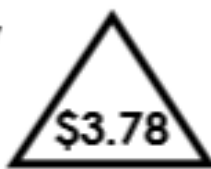

_____ \$5.24 _____ \$12.50 _____ \$6.78 _____ \$4.92 _____ \$2.90 _____ \$7.31 _____ \$15.28 _____ \$16.38 _____ \$11.05

_____ \$10.34 _____ \$10.32 _____ \$7.80 _____ \$13.38 _____ \$8.43 _____ \$8.19 _____ \$4.66 _____ \$19.98

!

Worksheet 3

Shape Addition



Find the sum of the numbers
in the squares.

Find the sum of the numbers
in the circles.

Find the sum of the numbers
in the hexagons.

Find the sum of the numbers
in the triangles.

Find the sum of the numbers
in the trapezoids.

Find the sum of the numbers
in the octagons.

Ms. Nimmo 1st and 2nd Class

*Below are some useful phrases which will help when writing your script

Use the vocabulary I sent out the first week to say a bit about yourself (your name, age, class, family, favourite foods etc.)

These videos will help the kids get an idea. If you like, as nice art activity, you could create your own background or if you have a map of Ireland, you could hang it on the wall and stand in front of it. Make your own little weather symbols with paper/card and be creative. You could stick them onto the map or even hold them up as you speak.

https://www.youtube.com/watch?v=QAnLG6_at0o

<https://www.youtube.com/watch?v=suE0WKELous>

<https://www.youtube.com/watch?v=7nWybb-X6Q8>

Fáilte go dtí Réamhaisnéis na hAimsire - **Welcome to the weather forecast**

Inné, bhí sé.... - **Yesterday, it was....** (Example: Inné bhí sé gaofar)

Inniu, tá sé.... - **Today it is....** (Example: Inniu, tá sé fuar)

Amárach, beidh sé... **Tomorrow, it will be....** (Example: Amárach, beidh sé fliuch)

Dé Céadaoin, beidh sé.... **On Wednesday, it will be** (Example: Dé Céadaoin, beidh sé te)

Ba mhaith liom hello a rá le mo chairde, mo chlann, mo mhamáí, mo dhaidí, mo dheartháireacha agus mo dheirfiúracha - **I would like to say hello to my friends, my family, my mammy, my daddy, my brothers and my sister**

Ms. Nimmo 1st and 2nd Class

Name: _____

Snow School Today

by Alice Knisley Matthias

We bundle ourselves for it's time to leave,
The wind whips as we wait for Mr. Steve.
He rounds the corner in the yellow bus,
Opening the door, he calls out for us,
"It's cold this morning! Get in! The heat's on!"
We wave our good-byes and then we are gone.



The trip this morning is a slippery ride,
Look out the window, the snow falls outside.
The street lights blurry and glowing like jewels,
Beneath all our boots, snow melts into pools.
Now safe at school we hear Mr. Steve say,
"Hurry inside now and keep warm today!"

Ms. Nimmo 1st and 2nd Class

Name: _____

Snow School Today

Poem by Alice Knisley Matthias



1. Who is Mr. Steve? _____
2. Which words best describe the weather in the poem?
 - a. cold and rainy
 - b. snowing and calm
 - c. windy and cold
 - d. snowing and hailing
3. In which state might this poem take place?
 - a. Texas
 - b. Louisiana
 - c. Florida
 - d. New York
4. The seventh line of the poem says:
The trip this morning is a slippery ride.
What does this mean?
 - a. Kids are slipping when they get on the bus.
 - b. The bus wheels are slipping on the ice.
 - c. Kids are slipping and falling when they walk to the bus.
 - d. The bus floor is slippery.
5. Write three words to describe Mr. Steve.
_____, _____, and _____
6. How do the students probably feel when they are on the bus?
 - a. colder
 - b. warmer
 - c. tired
 - d. lost

Challenge: Try to write a poem or story about a ride to school on a rainy day.

Ms. Nimmo 1st and 2nd Class

Science Experiment

Rain Cloud in a Jar

You will need:



Shaving
cream



A clear
large jar



Water



Blue food
colouring



Pipettes or
eyedropper



Small
bowl

Method:

1. Fill the large jar with water, leaving 2 inches at the top.
2. Add the shaving cream to the top of the water until it reaches the top of the jar.
3. Next, add 1 cup of water to the small bowl and 3 drops of blue food colouring.
4. Mix the water and food colouring together.
5. Use the pipette to add drops of the water mixture to the top of the shaving cream cloud.
6. Continue adding the water mixture until you begin to notice the raindrops begin to break through the bottom of the cloud.



Ms. Nimmo 1st and 2nd Class

Music resource

Tin-whistle song

Please note that the lower case d on the third line is a high D' and is played with all holes covered except the top one.

Red dots are your fingers



Happy Birthday To You

D D E D G F#
Happy birthday to you
D D E D A G
Happy birthday to you
D D d B G F# E
Happy birthday dear name here
c c B G A G
Happy birthday to you



Happy Birthday To You

www.irish-folk-songs.com

Ms. Nimmo 1st and 2nd Class

Ms. Nimmo 1st and 2nd Class