

**Week 18<sup>th</sup> May** Please note: These are just suggestions and do not have to be completed. Encourage your child(ren) to keep reading and just complete daily tasks around the house / garden.

If you are unsure about anything or would like any guidance, please don't hesitate to contact me (msbrooksballindaggin@gmail.com). Even if the kids want to email me themselves, I would love to hear from them.

### **English – Do these Daily**

**Word Study** – Get an adult in the house to test you on the words below Months and Seasons. Score yourself out of 16. Take note and remember any patterns (The months must begin with a capital letter as they are Proper Nouns). Try to complete some of the activities included below.

|           |          |          |          |
|-----------|----------|----------|----------|
| January   | February | March    | April    |
| May       | June     | July     | August   |
| September | October  | November | December |
| spring    | summer   | autumn   | winter   |

**Read** for at least 10 minutes.

- While you read every day – see can you complete some activities from Ms. Brooks' reading challenge.
- Can you find some of the months or seasons in your book?

**Reading Comprehension** I have included a reading comprehension which can be read and one set of activities completed every day. Read it every day that you are completing a task to develop fluency with a familiar text.

**Keep a Diary** or encourage your child to **Free write** for approx. 15 minutes twice a week. It doesn't matter what they write as long as they are writing eg. Lists of favourite games, make up a poem or song etc.

### **Maths – Do these Daily**

**Make sums with these answers** We had done this in class before closure. Get your child to make as many + -( x ÷) sums as they can, but they have to have the answer for that day. On Monday all your sums have to have the answer 12. Eg. 4+8=12, 6+6=12, 18-6=12, 24-12=12 (6x2=12, 4x3=12, 5x2+2=12, 24÷2=12) etc. (brackets for 3<sup>rd</sup> class)

|           |             |
|-----------|-------------|
| Monday    | Answer = 16 |
| Tuesday   | Answer = 20 |
| Wednesday | Answer = 17 |
| Thursday  | Answer = 19 |
| Friday    | Answer = 18 |

**Solvemoji maths tasks** on <https://www.solvemoji.com/> or download the app to your device. Start on junior 1 and progress onto junior 2, 3 (junior 4 has multiplication) and also Standard – Easy and progress etc. as your child solves the problems.

**Revision of Time:** Complete Tasks below in relation to time. 1 page per day according to class.

### **Gaeilge**

**Begin with Comhrá:** Inniu An .... Inné An .... Amárach An ..... Tá an aimsir ..... (we do this every morning in class) Try to fill in the 'An Nuacht' sheet below on one of the days.

**Litriú Spellings** - using the same format as word study in English get your child to practice the following colours (only 4) in Irish: gorm, dubh, bán, bándearg

**Play Deir O'Gradaigh** (Simon Says as Gaeilge) they children have a bank of vocabulary for this learned off by heart and will explain to you how to play it. (Bí ag ..... Deir O'Gradaigh bí ag .....)

**Revise:** dom, duit, dó, di. (for me, for you, for him, for her) Lón na Bearnaí = Fill in the blanks below  
eg. Ms. Brooks is ainm di = Ms. Brooks is the name for her / Ms. Brooks is her name.

**SESE** - Over the 4 weeks of May, we will learn all the counties of Ireland, one province per week. I have included a poem which dictates the order of provinces.

This week = Connacht. Over the week - Learn the verse of the poem, - Use the map of Connacht to help you learn where each county is & use the empty one to test yourself, - Colour the Connacht flag using the correct colours, - Complete the Connacht counties wordsearch & crossword - Find and learn 3 facts about each county (Flag colours, Car registration letters and county town eg. Mayo = Green and Red, MO, Castlebar). You can use this scoilnet link to access Ireland's Provinces and counties - <http://www.ireland.com/en-gb/about-ireland/discover-ireland/ireland-counties-and-provinces/>

**Art** - Create your own masterpieces this week

**PE** - do the HIIT workout below everyday

**RTE** - Everyday watch today's programme.

# UNIT 20

## Theme: Months and Seasons

|          |       |      |        |           |          |        |        |
|----------|-------|------|--------|-----------|----------|--------|--------|
| January  | March | May  | July   | September | November | spring | autumn |
| February | April | June | August | October   | December | summer | winter |

### Word List

#### A. Write the missing letters.

1. \_ an \_ ry 5. \_ \_ y
2. Feb \_ \_ ary 6. \_ un \_
3. M \_ \_ ch 7. \_ \_ \_ y
4. \_ \_ \_ l 8. A \_ \_ ust
9. S \_ \_ tember
10. O \_ \_ \_ ber
11. N \_ \_ ember
12. De \_ \_ mber
13. \_ \_ \_ r \_ \_ g
14. \_ \_ \_ \_ \_ r
15. \_ \_ ut \_ \_ n
16. w \_ \_ \_ \_ r

#### B. Crossword.

##### Across

3. St. Patrick's Day is on 17 \_ \_ \_ \_ \_
5. It comes after May.
7. Christmas Day is on 25 \_ \_ \_ \_ \_
8. This month has twenty-eight days.

##### Down

1. The fifth month of the year.
2. The month of Halloween.
4. The coldest season.
6. May is in this season.



#### C. Write the word list in alphabetical order.

1. April
2. \_ \_ \_ \_
3. \_ \_ \_ \_
4. \_ \_ \_ \_
5. \_ \_ \_ \_
6. \_ \_ \_ \_
7. \_ \_ \_ \_
8. \_ \_ \_ \_
9. \_ \_ \_ \_
10. \_ \_ \_ \_
11. \_ \_ \_ \_
12. \_ \_ \_ \_
13. \_ \_ \_ \_
14. \_ \_ \_ \_
15. \_ \_ \_ \_
16. \_ \_ \_ \_

#### D. Write a word from the list that contains these letters.

1. ar
2. em
3. an
4. ru
5. mm
6. sp
7. in
8. ri
9. ly

#### E. Unscramble these words. Write them. Find them in the wordsearch.

1. arMhc
2. aMy
3. luly
4. invtre
5. umatun
6. prAll
7. rispgn
8. ugaStu
9. uneism
10. toecOb

MaayqfOsjAt  
 Aprilicuuun  
 hxlqvotmimgM  
 qpuyvomyua  
 xdpjqbesst  
 kwinterpftc  
 oscckrkrfrh  
 dqmnkdmi ox  
 tqectnjnz f  
 aultumnvg hq

#### F. Remove a letter (or letters) to make a new word.

1. March = arch
2. August =
3. summer =
4. spring =
5. winter =
6. January =
7. February =
8. autumn =
9. November =

#### G. Find 10 words from the word list in the snake. Write them.

maycjuneaprilcejanuary  
 +tmarchwint  
 rdcawinter  
 Zmuncespring  
 gllsummerrdulyce+

1. \_ \_ \_ \_
2. \_ \_ \_ \_
3. \_ \_ \_ \_
4. \_ \_ \_ \_
5. \_ \_ \_ \_
6. \_ \_ \_ \_
7. \_ \_ \_ \_
8. \_ \_ \_ \_
9. \_ \_ \_ \_
10. \_ \_ \_ \_

#### H. Match the letters. Write the words.

Mar ay 1. \_ \_ \_ \_ au ter 7. \_ \_ \_ \_

spr mer 2. \_ \_ \_ \_ Apr ne 8. \_ \_ \_ \_

M uary 3. \_ \_ \_ \_ Feb turn 9. \_ \_ \_ \_

sum ch 4. \_ \_ \_ \_ win ust 10. \_ \_ \_ \_

Jan ber 5. \_ \_ \_ \_ Ju il 11. \_ \_ \_ \_

Novem ing 6. \_ \_ \_ \_ Aug ruary 12. \_ \_ \_ \_

## A Magical Muddle

It was Monday evening at Cobwebs School for Young Witches. Tabitha and her friends took their seats as their teacher, Miss Brewer, walked into the classroom. She was the strictest teacher in school.

"Today is a very important day!" announced Miss Brewer. "The Head Witch will be coming to inspect the school and we must all be on our **best** behaviour."



Tabitha was worried. She wanted to impress the Head Witch but sometimes, her spells went wrong. Tabitha needed a brilliant idea...

At playtime, she crept into the library and found a dusty spellbook. Inside it, there was a brainbox spell. 'This will make me really clever and that will impress the Head Witch!' she thought. She took out her wand but before she could cast the spell, she heard some footsteps. Tabitha knew she wasn't supposed to be inside at playtime so she read the spell quickly and tried to remember it.



Then, she slammed the book shut and raced outside.



When no one was looking, Tabitha started to spin. "Swirling, twirling, whirling too. Make me smart with a dibbly doo!" And with that, there was a huge puff of smoke.

When Tabitha returned to class, Miss Brewer was

angry. "What will the Head Witch say when she sees this?" she asked crossly. "Of all the days to have a cat in class!"

Tabitha explained what had happened. "I must have got the spell wrong," she said.

"Well, make sure you change yourself back into a witch before our special visitor arrives," said Miss Brewer.

But Tabitha didn't know how!

At lunchtime, Mimi offered to help Tabitha. "I know the brainbox spell," she said. "If I cast it on myself, I will become clever enough to change you back!" Mimi started to spin.

"Swirling, twirling, whirling too. Make me smart with a wibbly woo!" And with that, there was a huge puff of smoke.

Miss Brewer looked angrier than ever as the two young witches explained what had happened.

"I must have got the spell wrong," said Mimi.







"Of all the days to have a cat and a zebra in class!" said Miss Brewer. "Just make sure you change yourselves back into witches before our special visitor arrives."

But Tabitha and Mimi didn't know how!

When Miss Brewer left the room, Agnes offered to help them. "I know the brainbox spell," she said. "If I cast it on myself, I will become clever enough to change you back!" Agnes started to spin. "Swirling, twirling, whirling too. Make me smart with a hibly hoo!" And with that, there was a huge puff of smoke.

Miss Brewer's head looked like it was about to explode as the three young witches explained what had happened.

"I must have got the spell wrong," said Agnes.



"I'll help!" said Freya from the back row. "Swirling, twirling, whirling too. Make me smart with a ribbly roo!"

"No, that's not it. Watch me!" shouted Beatix, coughing in the smoke. "Swirling, twirling, whirling too. Make me smart with a gibbly goo!"



One by one, each young witch tried to cast the brainbox spell on themselves and, one by one, they got it wrong. Soon, the room was full of animals!



"That's enough!" shouted Miss Brewer sternly. "Do I have to do everything myself around here?" She took out her wand and started to cast a spell. "Nimble Bimble, mend the glitches. Turn these creatures back to... Atchoo!" Miss Brewer sneezed and, with a puff of smoke, turned herself into a giraffe! "Oh, no!" she cried. "Of all the days to be a giraffe!"

Just at that moment, the door opened and in walked the Head Witch, who looked very shocked indeed. She turned to

Miss Brewer, who was explaining what had happened, and began to... laugh! "What a welcome!" the Head Witch chuckled. "I just **love** to see young witches who want to give things a try and help each other out!"

Miss Brewer stopped looking so worried and began to laugh as well.

"Now," said the Head Witch, putting some ticks on her inspection sheet, "I'm feeling quite left out. Who can turn me into a unicorn?"



Tabitha raised her paw. "I don't know if I can," she said, "but I could give it a try!"

"Just do your best," said the Head Witch, "and don't worry if it goes wrong – I always did like surprises!"



## Questions

- Who is Tabitha? Tick one.
  - ☐ a young witch
  - ☐ a wizard
  - ☐ a teacher
- Who is the important person coming to visit the school? Tick one.
  - ☐ the Head Dragon
  - ☐ the Head Witch
  - ☐ a teacher
- What spell did Tabitha try to cast? Tick one.
  - ☐ a friendly spell
  - ☐ a brainbox spell
  - ☐ a kindness spell
- What animal did Tabitha turn herself into? Tick one.
  - ☐ a giraffe
  - ☐ a hippo
  - ☐ a cat
- What did the other witches do? Tick one.
  - ☐ They tried to help Tabitha by casting the spell on themselves.
  - ☐ They shouted at Tabitha for making them look silly.
  - ☐ They laughed at Tabitha for turning herself into a cat.

## Questions

- What is the name of Tabitha's school? Tick one.
  - ☐ Magical School for Young Witches
  - ☐ Cobwebs School for Young Witches
  - ☐ Cauldron's School for Young Witches
- Where does Tabitha sneak into at playtime? Tick one.
  - ☐ the library
  - ☐ the kitchen
  - ☐ the potion room
- What happened to Tabitha after she tried to cast the brainbox spell?

- Draw a line to match up the boxes to complete the sentences.

|                                        |                                      |
|----------------------------------------|--------------------------------------|
| "Today is a very                       | Make me smart with a<br>dibbly doo!" |
| "Swirling, twirling,<br>whirling too." | offered to help Tabitha.             |
| At lunchtime, Mimi                     | important day!"                      |

- Complete this sentence.

"Who can turn me into a \_\_\_\_\_?"  
 dragon                  dog                  unicorn

## Questions

- How is Miss Brewer described? Tick one.
  - ☐ the funniest teacher
  - ☐ the scariest teacher
  - ☐ the strictest teacher
- What is Tabitha worried about?

- Underline the verbs in this passage from the story.

At playtime, she crept into the library and found a dusty spellbook.

- Draw a line to match the word to its meaning.

|         |                                      |
|---------|--------------------------------------|
| inspect | cause a magic spell to take effect   |
| cast    | to laugh or giggle                   |
| chucked | examine someone or something closely |

- What did the other witches offer to do to help Tabitha?

- Why do you think the Head Witch laughed when she saw Miss Brewer and the witches?



I am learning about the calendar.



Time 1

43

### A Listen to your teacher.

7 31 12 28 4 29

There are  days in a week. There are  seasons in a year.

There are  months in a year. In a leap year February has  days.

Usually February has  days. There are  days in August.

How many months have only 30 days? .

### B

| August |      |     |       |     |     |     |
|--------|------|-----|-------|-----|-----|-----|
| Mon    | Tues | Wed | Thurs | Fri | Sat | Sun |
| 1      | 2    | 3   | 4     | 5   | 6   | 7   |
| 8      | 9    | 10  | 11    | 12  | 13  | 14  |
| 15     | 16   | 17  | 18    | 19  | 20  | 21  |
| 22     | 23   | 24  | 25    | 26  | 27  | 28  |
| 29     | 30   | 31  |       |     |     |     |



1. What day of the week is the 1st of August? \_\_\_\_\_
2. What day of the week is the 17th of August? \_\_\_\_\_
3. What date is the last day of the month? \_\_\_\_\_
4. Count back 5 days from the 29th of August. What date is that?
5. Count on 3 days from the 18th of August. What date is that?
6. What day of the week is the first day of the next month? \_\_\_\_\_
7. What date comes after the 21st of August? \_\_\_\_\_
8. What date comes before the 4th of August? \_\_\_\_\_

## 2<sup>nd</sup> Class Maths Time

### Objectives

- Read day, date and month using calendar and identify the season.

Strand: Mathematics

Strand Unit: Time







**A Write the sentences in order, starting with what you do first in a day.**

- I go to school. 1. \_\_\_\_\_  
 I get up out of bed 2. \_\_\_\_\_  
 I eat my breakfast 3. \_\_\_\_\_  
 I put on my coat. 4. \_\_\_\_\_

**B Put the pictures in order: first, second, third.**



**C Number the instructions for making rice krispie buns in the correct order.**

- ☐ All that is left is to enjoy.  
☐ Secondly, add the rice krispies.  
☐ Finally, leave to set.  
☐ First of all, melt the chocolate.  
☐ After that, spoon the mixture into cases.  
☐ Next, mix with a wooden spoon.



**D Use an egg timer to count down the time.**

1. I counted to  before the egg timer stopped.  
 2. I bounced the ball  times before the egg timer stopped.  
 3. I read  sentences in my book before the egg timer stopped.  
 4. I wrote my name  times before the egg timer stopped.



**A Fill in the days of the week.**

| Monday | Tuesday | Wednesday | Thursday | Friday | Saturday | Sunday |
|--------|---------|-----------|----------|--------|----------|--------|
|--------|---------|-----------|----------|--------|----------|--------|

- 4th: \_\_\_\_\_ 1st: Monday  
 7th: \_\_\_\_\_ 3rd: \_\_\_\_\_  
 6th: \_\_\_\_\_ 2nd: \_\_\_\_\_  
 5th: \_\_\_\_\_

**B Answer the questions.**

1. What day comes before Thursday? \_\_\_\_\_  
 2. What day comes after Friday? \_\_\_\_\_  
 3. What day comes before Tuesday? \_\_\_\_\_  
 4. What day comes after Wednesday? \_\_\_\_\_  
 5. What day comes after Saturday? \_\_\_\_\_  
 6. What is the last day of the school week? \_\_\_\_\_



**C Look at Anne's diary below. Fill in the blanks.**

1. Anne has art classes on \_\_\_\_\_.  
 2. On Thursday Anne plays \_\_\_\_\_.  
 3. She goes to the library on \_\_\_\_\_.  
 4. Her dancing class is on \_\_\_\_\_.  
 5. Anne learns the violin on \_\_\_\_\_.  
 6. She stays at home on \_\_\_\_\_.



| Mon | Tues | Wed | Thurs | Fri | Sat | Sun |
|-----|------|-----|-------|-----|-----|-----|
|     |      |     |       |     |     |     |





### A Match the answers to the questions.

- How many seasons in a year?
- Christmas is in \_\_\_\_\_.
- What season comes after winter?
- Leaves turn brown and fall from the trees in \_\_\_\_\_.
- In which season do we have our longest holidays?

|        |
|--------|
| spring |
| autumn |
| summer |
| four   |
| winter |

### B Look at the clues and write the correct seasons.

- My first month is February. \_\_\_\_\_
- Halloween is in this season. \_\_\_\_\_
- New Year's Day is in this season. \_\_\_\_\_
- The school year ends in this season. \_\_\_\_\_



### C Answer the questions.

- Which season comes after summer? \_\_\_\_\_
- Which season comes before summer? \_\_\_\_\_
- Which season comes after spring? \_\_\_\_\_
- Which season comes after autumn? \_\_\_\_\_
- In which season is December? \_\_\_\_\_
- In which season is May? \_\_\_\_\_
- In which season is February? \_\_\_\_\_
- In which season is October? \_\_\_\_\_



### D Colour the months with the correct colour for each season.

|        |          |          |          |           |
|--------|----------|----------|----------|-----------|
| spring | November | March    | February | September |
| summer | June     | August   | May      | April     |
| autumn | January  | December | October  | July      |
| winter |          |          |          |           |

### A Fill in the months of the year.



|          |          |          |       |           |         |
|----------|----------|----------|-------|-----------|---------|
| January  | April    | November | March | September | June    |
| December | February | May      | July  | August    | October |
| 2nd      | 4th      |          |       |           |         |
| 5th      | 8th      |          |       |           |         |
| 12th     | 7th      |          |       |           |         |
| 1st      | 3rd      |          |       |           |         |
| 9th      | 6th      |          |       |           |         |
| 11th     | 10th     |          |       |           |         |

### B Answer the questions.

- What is the first month of the year? \_\_\_\_\_
- What is the last month of the year? \_\_\_\_\_
- What are the months of winter? \_\_\_\_\_
- What are the months of summer? \_\_\_\_\_
- What month comes before October? \_\_\_\_\_
- What month comes after October? \_\_\_\_\_
- What month comes after February? \_\_\_\_\_
- What month comes before May? \_\_\_\_\_



### C In your copy.

- Write the months of the year that have 30 days in them.
- Write the months of the year that have 31 days in them.
- (a) Which month usually has 28 days?  
(b) How many days does it sometimes have?  
(c) When does this happen?



# 3<sup>rd</sup> Class Maths Time

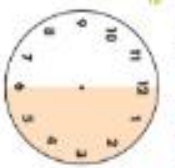
18

## Topic Time 1

**A Warm-up. Listen to your teacher.**  
What time is it, Mr Wolf?

- B**
1. How many minutes are in 1 hour?
  2. How many seconds are in 1 minute?
  3. How many minutes are in 2 hours?
  4. How many seconds are in 3 minutes?
  5. How many hours are in 1 day?
  6. How many days are in 1 leap year?

**C The 'minutes to' The 'minutes past'**



A clock is split into two sides.

1. (a) What fraction of this shape is shaded?  
Is it  $\frac{1}{2}$  or  $\frac{1}{3}$ ?



- (b) When the big hand points here, is it  $\frac{1}{2}$  past or  $\frac{1}{2}$  past?

2. (a) What fraction of this shape is shaded?  
Is it  $\frac{1}{2}$  or  $\frac{1}{3}$ ?

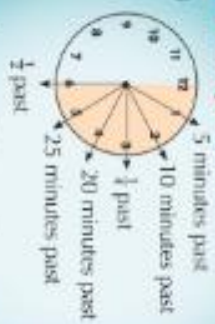


- (b) When the big hand points here, is it  $\frac{1}{2}$  past or  $\frac{1}{2}$  past?

3. What fraction of this shape is shaded?  
Is it  $\frac{1}{2}$  or  $\frac{1}{3}$ ?




**Minutes past**



There are 5 minutes between each number on the face of a clock.

**D Write the time to the nearest 5 minutes.**



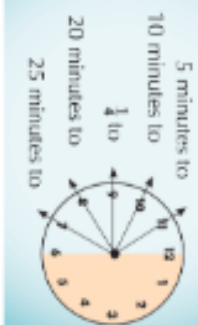
**E Listen to your teacher.**  
Play the Human Clock game.





**A** Write the times.**B** Draw clock faces to show these times.

1. 20 past 6    2. 10 past 6    3. 25 past 8    4.  $\frac{1}{4}$  past 7    5. 20 past 4  
6.  $\frac{1}{2}$  past 2    7. 20 past 7    8.  $\frac{1}{4}$  past 11    9. 25 past 12    10. 10 past 8

**Minutes to****C** Write these times.**D** What time comes (a) 10 minutes before and (b) 10 minutes after these times?

1. 3 o'clock (a) 10 to 3 (b) 10 past 3  
2. 10 past 5 (a) — (b) —  
3. 20 to 11 (a) — (b) —  
4.  $\frac{1}{4}$  past 8 (a) — (b) —  
5.  $\frac{1}{2}$  past 6 (a) — (b) —

**The digital clock**

On a digital clock, the day begins at 00:00 (midnight).

The number of hours that



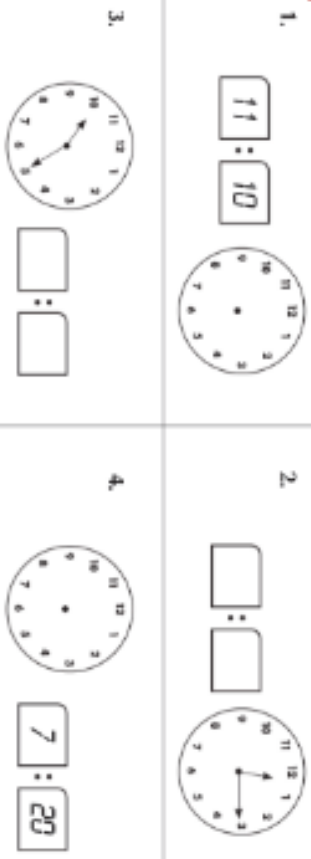
The number of minutes after the hour.

**A** Write the **digital** times. One is done for you.

1. 1 o'clock = 1:00    2. 5 past 4 = —:05    3. 10 past 3 = 3:—  
4.  $\frac{1}{4}$  past 8 = —:15    5. 20 past 6 = 6:—    6. 25 past 2 = —:25  
7.  $\frac{1}{2}$  past 9 = 9:—    8. 25 to 5 = —:35    9. 20 to 11 = 10:—

**B** Write each of the following in **digital** time. One is done for you.

1. 5 past 6 = 6:05    2. 10 to 3 = —:—    3. 20 past 11 = —:—  
4.  $\frac{1}{4}$  past 10 = —:—    5.  $\frac{1}{2}$  past 5 = —:—    6. 25 to 6 = —:—  
7. 25 past 2 = —:—    8.  $\frac{1}{4}$  to 7 = —:—    9. 20 past 8 = —:—

**C** Which is the correct **digital** time?**D** Show the **same** time on both clocks.

**A** In the zoo

1. What time does Paul's party start?
2. Is the party in the morning or the afternoon?
3. Where is Paul's party?
4. How long will Paul's party last?
5. If it takes 15 minutes to get to the zoo from Paul's house, what time will they arrive at the zoo?
6. Remembering that it takes 15 minutes to get to and from the zoo, how long will they spend in the zoo if they get back to Paul's house at 5:30?
7. What animals would you like to visit if you went to the zoo? Put them in order with your favourite first.
8. How much would it cost for 5 children and 2 adults to get into the zoo?

 You are invited to a party.  
A wild time is waiting for you!  
Come join us to celebrate Paul's party in the zoo!

 Date: Saturday 26th October  
Starting time: 2 o'clock  
Finishing time: 5:30  
Meeting at Paul's house!

**PRICES**  
Child: €4  
Adult: €6-50

**B** Answer the questions.

1. A football match started at 11:10am. It lasted for 35 minutes. What time did it end?
2. During a test, Alex answered one question every 5 minutes. How long did it take him to answer 10 questions?
3. Hannah baked a birthday cake for her mum. She put the cake into the oven at 2:30 and left it to cook for 40 minutes. What time was it when she took out the cake?

**C**

1. Eva runs one lap of the school track in 4 minutes. How long will it take her to run 3 laps?
2. If Jason runs a lap 2 minutes faster than Eva, by how many minutes will Jason beat Eva in a 3-lap race?
3. One day, Eva, Jason and their classmate Sarah decided to race each other. Eva ran the race in 4 minutes. Jason did it in half that time. Sarah beat Eva by 2 minutes and 30 seconds. Who won the race? In what time did she complete the race?

**A Explain it!**

Using a clock to help you, pretend you are teaching your younger brother or sister to tell the time.

**B Do it!**

1. What time does each clock show?



(a)



(b)



(c)



(d)

2. Draw hands on clock pictures to show each time.

(a) 10 past 5

(b)  $\frac{1}{2}$  to 6

(c) 5 to 11

(d) 20 past 10

3. Write the following times in digital. The first one is done for you.

(a) 10 past 3 = 3:10 (b) 20 to 7 = (c) 25 past 9 = (d)  $\frac{1}{2}$  to 12 =

4. Show the same time on both clocks.

(a)



(b)

**C Solve it!**

Roberto has a lot to do on Sunday. Match the times to each event that he has planned.

- He will walk the dog first.
- He will call for a friend when the minute hand is on 6.
- 15 minutes after one event he will play.
- He will eat lunch at noon.

**D Say it!**

1. There are 24 \_\_\_\_\_ in one day.
2.  $\frac{1}{2}$  of an hour is \_\_\_\_\_ minutes.
3. It takes 30 \_\_\_\_\_ for the minute hand to travel from 12 to 6.
4. On a \_\_\_\_\_ clock, a day begins at 00:00.
5. An analogue clock has two hands. It has an hour and a \_\_\_\_\_ hand.
6. There are 15 minutes in a quarter of an \_\_\_\_\_.
7. There are 60 \_\_\_\_\_ in a minute.







# Counties of Ireland Poem



We are Munster's counties fair,  
Cork, Kerry, Limerick, Clare,  
Waterford, Tipperary here we are,  
Welcoming you from near and far.

Leinster is beyond compare,  
Dublin, Wicklow, Carlow, Kildare,  
Wexford, Offaly, Laois, Kilkenny, Longford and Louth are as  
good as any.

Meath, Westmeath and that is all.  
Over now to province that is small.

Connacht is the smallest oh,  
Galway, Leitrim and Mayo,  
Roscommon, Sligo that's the lot,  
Just one more verse for you we've got.



We are Ulster's counties nine,  
Let's forget the dividing line,  
Donegal, Derry, Antrim, Down, all our counties of renown.  
Armagh, Monaghan and Tyrone, Cavan, Fermanagh  
now all are known.



## Connacht - Answers



## Connacht

Cut out each county piece and assemble.

Mayo

Sligo

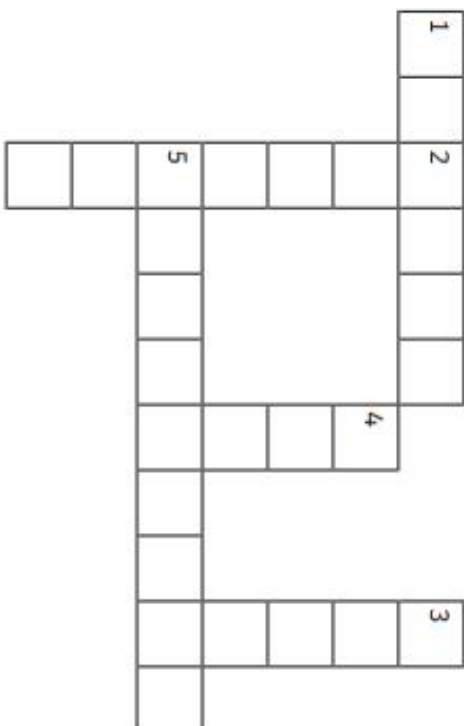
Leitrim

Galway

Roscommon



## Counties of Connacht



**Tip:** If you are finding this tricky take out your atlas for some help.

## Clues

### Across

1. This is the largest county in Connacht.
5. This county is bordered by 7 counties.

**Down**

2. This county borders Cavan, Longford, Fermanagh and Donegal.
3. This county begins with the letter S.
4. The county colours of this county are red and green.


# Counties and Towns of Connacht

y g s v u k d g u w i z  
 r v k b r b a r n a z r  
 r s d n a l s i n a r a  
 u l q a w e q j o e b p  
 c j y a y h o j y k t x  
 r l y r v e w i a a f n  
 e x s r o s c o m m o n  
 b c a s t l e b a r h q  
 b s l x h r n c y b p y  
 u i g y g r r s n g r  
 t l e i t r i m c j q p  
 n h s l i g o a g j y n

|           |             |              |
|-----------|-------------|--------------|
| Galway    | Leitrim     | Mayo         |
| Roscommon | Sligo       | Aran Islands |
| Castlebar | Tubbercurry | Barna        |

## Connacht Flag Activity Sheet

Colour and cut along the dotted line to make your Connacht flag.





# 7 MINUTE HIIT WORKOUT FOR KIDS

SET AN INTERVAL TIMER FOR 45 SEC OF WORK 15 SEC OF REST



## **FROG JUMP**

Hop, hop hop! up and down like a frog



## **BEAR WALK**

With your hands & feet on the floor, hips high, walk left & right



## **GORILLA SHUFFLE**

In a low sumo squat, use your hands to balance and shuffle around the room.



## **STARFISH JUMPS**

Jump up and down spreading your arms and legs wide (jumping jacks)



## **CHEETAH RUN**

Run in place as fast as you can, just like the fastest animal in the Sahara



## **CRAB WALK**

Sitting down, place your palms on the ground behind you, lift your hips and crawl on your hands and feet.



## **ELEPHANT STOMPS**

March in place, stomping your feet as hard as you can.

he is  
**EXTRAORDINARY**  
TOOLS FOR RAISING AN EXTRAORDINARY PERSON