

**Week 11<sup>th</sup> May** Please note: These are just suggestions and do not have to be completed. Encourage your child(ren) to keep reading and just complete daily tasks around the house / garden.

If you are unsure about anything or would like any guidance, please don't hesitate to contact me (msbrooksballindaggin@gmail.com). Even if the kids want to email me themselves, I would love to hear from them.

### **English – Do these Daily**

**Word Study** – Get an adult in the house to test you on the words below soft g. Score yourself out of 16. Take note and remember the pattern (when y sounds like i) Try to complete some of the activities included below.

by	cry	try	fry
why	shy	dry	satisfy
sty	buy	terrify	supply
July	multiply	lullaby	butterfly

**Read** for at least 10 minutes.

- While you read every day – see can you complete some activities from Ms. Brooks' reading challenge from the chart found at the bottom of this document. Keep this from week to week.
- Can you find some y words that end with the sound 'i' in your book? Make a list to see how many new ones you can find.

**Reading Comprehension** I have included a reading comprehension which can be read and one set of activities completed every day. Read it every day that you are completing a task to develop fluency with a familiar text.

**Keep a Diary** or encourage your child to **Free write** for approx. 15 minutes twice a week. It doesn't matter what they write as long as they are writing eg. Lists of favourite games, make up a poem or song etc.

### **Maths – Do these Daily**

**Make sums with these answers** We had done this in class before closure. Get your child to make as many + -( x ÷) sums as they can, but they have to have the answer for that day. On Monday all your sums have to have the answer 12. Eg. 4+8=12, 6+6=12, 18-6=12, 24-12=12 (6x2=12, 4x3=12, 5x2+2=12, 24÷2=12) etc. (brackets for 3<sup>rd</sup> class)

Monday	Answer = 6
Tuesday	Answer = 11
Wednesday	Answer = 15
Thursday	Answer = 14
Friday	Answer = 13

**Solvemoji maths tasks** on <https://www.solvemoji.com/> or download the app to your device. Start on junior 1 and progress onto junior 2, 3 (junior 4 has multiplication) and also Standard – Easy and progress etc. as your child solves the problems.

**Complete Tasks** below in relation to spatial awareness. Give your child directions for them to follow. Ask them to make up directions for you and see where they lead you too.

## Gaeilge

**Begin with Comhrá:** Inniu An .... Inné An .... Amárach An ..... Tá an aimsir ..... (we do this every morning in class) An Luan, An Mháirt, An Chéadaoin, An Déardaoin, An Aoine, An Satharn, An Domhnach. Weather: Lá Scamallach= cloudy day, Lá fliuch = wet day, Lá tirim = dry day, Lá báisteach = rainy day, Lá grianmhar = sunny day, Lá fuar = cold day, Lá té = hot day.

**Litriú Spellings** - using the same format as word study in English get your child to practice the following colours (only 4) in Irish: dearg, buí, glas, oráiste

**Play Deir O'Gradaigh** (Simon Says as Gaeilge) they children have a bank of vocabulary for this learned off by heart and will explain to you how to play it. (Bí ag ..... Deir O'Gradaigh bí ag .....). Ag ithe, ag ól, ag damhsa, ag léim, ag scríobh, ag léamh, ag marcaíocht capall, taispeáin dom do cheann/geansaí. Let the children be the teacher and teach it to you. Have fun – they go mad for this in class!

**Watch** a cartoon in Irish on Cúla4 <https://www.cula4.com/en/>

**SESE** - Try the experiment below – all you need is a banana and a cocktail stick/skewer.

- Over the 4 weeks of May, we will learn all the counties of Ireland, one province per week. I have included a poem which dictates the order of provinces.

This week = Leinster. Over the week - Learn the verse of the poem, - Use the map of Leinster to help you learn where each county is & use the empty one to test yourself, - Colour the Leinster flag using the correct colours, - Complete the Leinster counties wordsearch & - Find and learn 3 facts about each county (Flag colours, Car registration letters and county town eg. Wexford = Purple and Gold, WX, Wexford). You can use this scoilnet link to access Ireland's Provinces and counties - <http://www.ireland.com/en-gb/about-ireland/discover-ireland/ireland-counties-and-provinces/>

**Create a Time Capsule** – Continue to put anything that you like yourself into your time capsule.

**Art** - Try to make the following creations using recyclable materials

- **Monday** – Can you make a rocket?
- **Tuesday** – Can you make a car or something else that has wheels?
- **Wednesday** – Can you make a musical instrument? (and play it??)
- **Thursday** - Can you make a scary monster?
- **Friday** - Create your own Art today!

**PE** – Everyday, do today's P.E. with Joe on The Body Coach TV

- Do one activity from Ms. Brooks' Active Challenge from last week

**RTE** - Everyday watch today's programme.

# UNIT 21

Phonics: y

by	try	satisfy	shy	sty	terrify	July	lullaby
dry	try	why	dry	buy	supply	multiply	butterfly

## A Write the missing letters.

1. \_ y
2. c \_ y
3. \_ ry
4. t \_
5. sat \_ fy
6. wh \_
7. s \_ y
8. \_ ry
9. \_ t \_
10. b \_ y
11. \_ rr \_ fy
12. su \_ ly
13. \_ u \_ y
14. mul \_ ip \_
15. lu \_ ab \_
16. butterf \_

## B Make 2 small words from each word below. You can mix up the letters.

1. supply
2. lullaby
3. multiply
4. satisfy
5. terrify

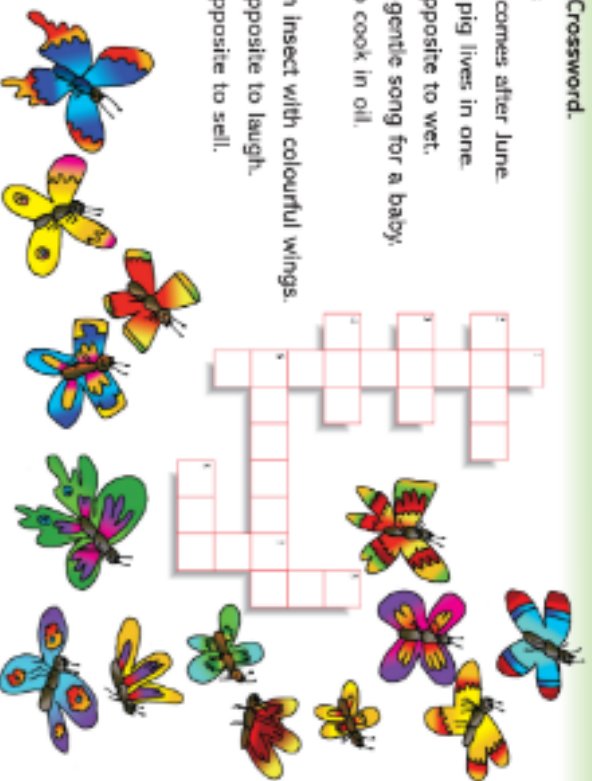
## C Crossword.

### Across

2. It comes after June
3. A pig lives in one.
4. Opposite to wet.
6. A gentle song for a baby.
8. To cook in oil.

### Down

1. An insect with colourful wings.
5. Opposite to laugh.
7. Opposite to sell.



## D Remove a letter (or letters) to make a new word.

1. buy = **by**
2. butterfly =
3. supply =
4. multiply =
5. satisfy =
6. terrify =

## E Write the missing words. Use the word list.

1. My birthday is in the month of \_\_\_\_\_.
2. The rain soaked my jacket but it is \_\_\_\_\_ now.
3. My big brother uses a calculator to \_\_\_\_\_ large numbers.
4. The sow and her six piglets live in a \_\_\_\_\_.
5. I saw a \_\_\_\_\_ land on a flower.
6. My dad is going to \_\_\_\_\_ my egg instead of boiling it.
7. My mum sang a \_\_\_\_\_ for my baby brother.
8. I'm saving up to \_\_\_\_\_ a kite.
9. I could tell \_\_\_\_\_ looking at my friend that she was upset.
10. The robin was \_\_\_\_\_ at first but it is now very friendly.



## F Unscramble these words. Write them. Find them in the wordsearch.

1. yub
2. lysupp
3. luly
4. bulialy
5. pitumly
6. fystas
7. flutteroy
8. terrily
9. yrd
10. tys



t e r r i f y j b m  
s a t i s f y u u u  
l o p r v t m i y l  
z i y s x m c y r t  
d r y p g i k c i  
b u t t e r f l y p  
l v j e b e x r s l  
a x r k v v g r v y  
l u l l a b y s t y  
d b g g s u p p l y

## G Write the word list in alphabetical order.

1. butterfly
2. buy
3. by
- 4.
- 5.
- 6.
- 7.
- 8.
- 9.
- 10.
- 11.
- 12.
- 13.
- 14.
- 15.
- 16.

## H Match the letters. Write the words.

b	ity	1.	mult	ty	7.
c	hy	2.	b	uly	8.
s	ly	3.	wh	iply	9.
lull	y	4.	sat	y	10.
supp	aby	5.	j	lsfy	11.
terr	ry	6.	s	uy	12.

# Charlie the Firefighter

Tulip Class were all listening eagerly, waiting for Mr Clark to tell them the big news.

"Next week," said Mr Clark, "we are going on a very special trip to the fire station! We will meet someone called Charlie, who will tell us all about being a firefighter."

All week, the children were buzzing with excitement.

"I can't wait to meet Charlie," said Dylan. "I bet he's so cool!"

"I think he'll be really strong!" said Medinah.

"I'm going to tell him that I want to be a firefighter too!" said Tago.

Finally, Monday arrived and it was time to go to the fire station and meet Charlie. Tulip Class lined up with their partners and made their way to the bus.

Billy and Amari sat together, talking about what they thought might happen at the fire station.

"I hope Charlie lets me ride in the fire engine!" said Billy.

"I really hope he shows us how to use the hose!" said Amari.

When they arrived, Mr Clark led the children off the bus and into the fire station.

"This is Charlie," said Mr Clark.

Charlie stood in front of them and waved.

"Look at his awesome uniform!" said David.



Charlie pulled off her helmet.

"Hi, Tulip Class," she said. "It's so good to meet you! I'm Charlie and I'm a firefighter. Does anyone know what a firefighter does?"

"You put out fires," said Grace.

"You help people in emergencies," said Ayesha.

"You rescue kittens from trees!" said Kai.

Charlie smiled. "Firefighters are part of the emergency services and we help keep people safe. If there is a fire, you can call us and we will come to rescue people and put the fire out. Sometimes, we rescue animals too."

"Is it hard?" asked Annie.

Charlie thought for a moment.

"Being a firefighter can be hard. Fires are dangerous so I have to be very brave. I also have to keep fit to make sure I am strong enough to do the job. But the thing that every firefighter needs most is a great team. It's the other firefighters that help me do my job, even when it's hard. Now, who wants to see the fire engine?"




They headed out behind the fire station to find a big, bright red fire engine.

"Wow," said Billy.

"It's amazing!"

"If you'd like to get in then I need to see some great teamwork," said Charlie. "Are you ready to take turns?"





Tulip Class lined up in pairs and waited patiently until everyone had been inside. Mr Clark took lots of photographs of the children sat behind the steering wheel.

"I'm just like a real firefighter!" said Medinah.

"Can I have a volunteer to use the hose?" asked Charlie.

A sea of hands shot up and Charlie chose Amari first.

"It's very powerful," said Charlie. "Hold on tight and we'll do it together. Let's see if the water will reach that building."

The hose came to life and a huge jet of water shot forwards, covering the wall.

"Good job," said Charlie. "You would make a super firefighter!"

After everyone had used the hose, they headed back into the fire station to learn more about all of the equipment.

"Charlie's amazing," said Dylan. "She's even cooler than I imagined!"

"I hope I can be as good a firefighter as Charlie when I'm older," said Tago.

"She's incredible," said Medinah. "I'm going to be a brave, strong firefighter when I grow up too!"



"I'll be in your team!" said Annie.

As the class got ready to leave, Ayesha walked over to join Charlie.

"Charlie, should I be a firefighter when I grow up?" she asked.

"You should be whatever you want to be," said Charlie.

"The best thing you can be is yourself."



# Questions

1. What is the name of the firefighter? Tick one.
  - ☐ Carrie
  - ☐ Charlie
  - ☐ Chris
2. Where did Tulip Class visit? Tick one.
  - ☐ the fire station
  - ☐ the bus station
  - ☐ the hospital
3. What did Billy hope he would get to do at the fire station? Tick one.
  - ☐ use the hose
  - ☐ ride in the fire engine
  - ☐ rescue an animal
4. What does a firefighter do? Tick one.
  - ☐ give animals injections
  - ☐ make up rules and laws
  - ☐ rescue people and put out fires
5. What did Charlie say that every firefighter needs the most? Tick one.
  - ☐ a pet
  - ☐ a car
  - ☐ a great team
6. What did Charlie say is the best thing you can be? Tick one.
  - ☐ The best thing you can be is yourself.
  - ☐ The best thing you can be is a firefighter.
  - ☐ The best thing you can be is a teacher.

Charlie the Firefighter

# Questions

1. What big news did Mr Clark tell Tulip Class? Tick one.
  - ☐ they were going to visit the police station
  - ☐ they were going to visit the bus station
  - ☐ they were going to visit the fire station
2. What did Medinah think Charlie the firefighter would be like? Tick one.
  - ☐ funny
  - ☐ really strong
  - ☐ awesome
3. Write one of the things the children think a firefighter does.
 

---



---
4. Draw a line to match up the boxes to complete the sentences.
 

I hope Charlie lets me		ride in the fire engine!
Being a firefighter can		animals too.
Sometimes, we rescue		be hard.
5. Complete this sentence.  
 The best thing you can be is \_\_\_\_\_.  
 a firefighter      someone else      yourself

## Questions

- Who were Tulip Class expecting Charlie to be? Tick one.
  - ☐ a man
  - ☐ a woman
  - ☐ a police officer
- Find **two** adjectives that the children used to describe what they thought Charlie would be like before they met her.

- Write three things that a firefighter does.

- Draw a line to match the word to its meaning.

rescue	work together to achieve a goal
teamwork	someone who offers to take part in a task
volunteer	save someone from a dangerous situation

- Write two things Charlie said you need to be a firefighter.

- Why do you think Charlie tells Ayesha the best thing she can be is herself?

## 104 Spatial Awareness

### A True or false? ✓ or ✗.

- The trees are to the left of the house.
- The dog is behind the house.
- The chimney is on top of the house.
- The door is on the right side of the house.
- The moon is on the right side of the sky.

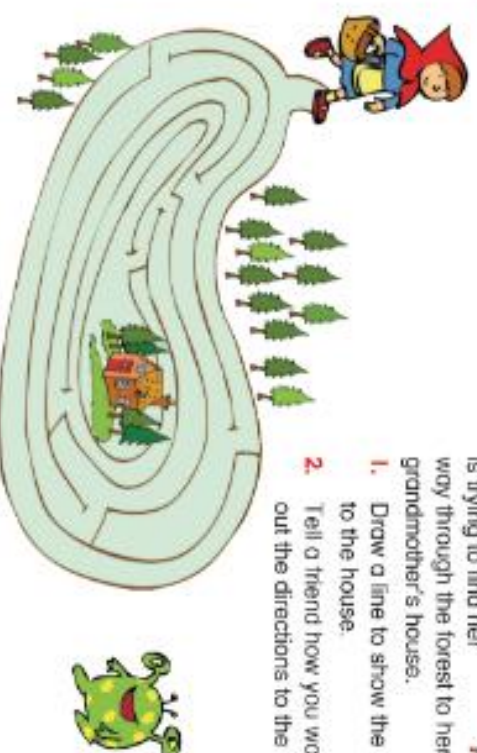
<input type="checkbox"/>	<input type="checkbox"/>	<input type="checkbox"/>	<input type="checkbox"/>	<input type="checkbox"/>
--------------------------	--------------------------	--------------------------	--------------------------	--------------------------



### B Maze

Little Red Riding Hood is trying to find her way through the forest to her grandmother's house.

- Draw a line to show the route to the house.
- Tell a friend how you worked out the directions to the house.



### C In your copy. Write the directions:

- How to get from your bedroom to the kitchen?
- How to get from the sitting room to the bathroom?
- How to get from your bedroom to the garden?
- How to get from the bathroom to the kitchen?
- How to get from the couch to your shed/garage?
- Make up your own and see can your family follow your directions!





### A True or false? ✓ or ✗.

1. The apple trees are on the left. ☐
2. The car is behind the house. ☐
3. The cat is underneath the trees. ☐
4. The bird is on top of the roof. ☐
5. The flowers are on the left side of the picture. ☐



### B Write the animal you land on when you follow these directions.

 bull	 sheep	 donkey
 hen	 rabbit	 goat
 horse	 cow	 pig
 bee	 owl	 fish

1. Start at the **fish**. Go up 2, left 2, up 1. \_\_\_\_\_
2. Start at the **owl**. Go left 1, up 1, right 1. \_\_\_\_\_
3. Start at the **goat**. Go left 2, down 2, right 1. \_\_\_\_\_
4. Start at the **bull**. Go down 1, right 1, down 2. \_\_\_\_\_
5. Start at the **bee**. Go right 2, up 2, left 2. \_\_\_\_\_
6. Start at the **horse**. Go up 2, right 2, down 3. \_\_\_\_\_

### C Go from the **bee** to the **donkey** in 4 different ways using up down, left and right.

1. \_\_\_\_\_
2. \_\_\_\_\_
3. \_\_\_\_\_
4. \_\_\_\_\_

## Counties of Ireland Poem



We are Munster's counties fair,  
 Cork, Kerry, Limerick, Clare,  
 Waterford, Tipperary here we are,  
 Welcoming you from near and far.

Leinster is beyond compare,  
 Dublin, Wicklow, Carlow, Kildare,  
 Wexford, Offaly, Laois, Kilkenny, Longford and Louth are as  
 good as any.

Meath, Westmeath and that is all.  
 Over now to province that is small.

Connacht is the smallest oh,  
 Galway, Leitrim and Mayo,  
 Roscommon, Sligo that's the lot,  
 Just one more verse for you we've got.



We are Ulster's counties nine,  
 Let's forget the dividing line,  
 Donegal, Derry, Antrim, Down, all our counties of renown.  
 Armagh, Monaghan and Tyrone, Cavan, Fermanagh  
 now all are known.

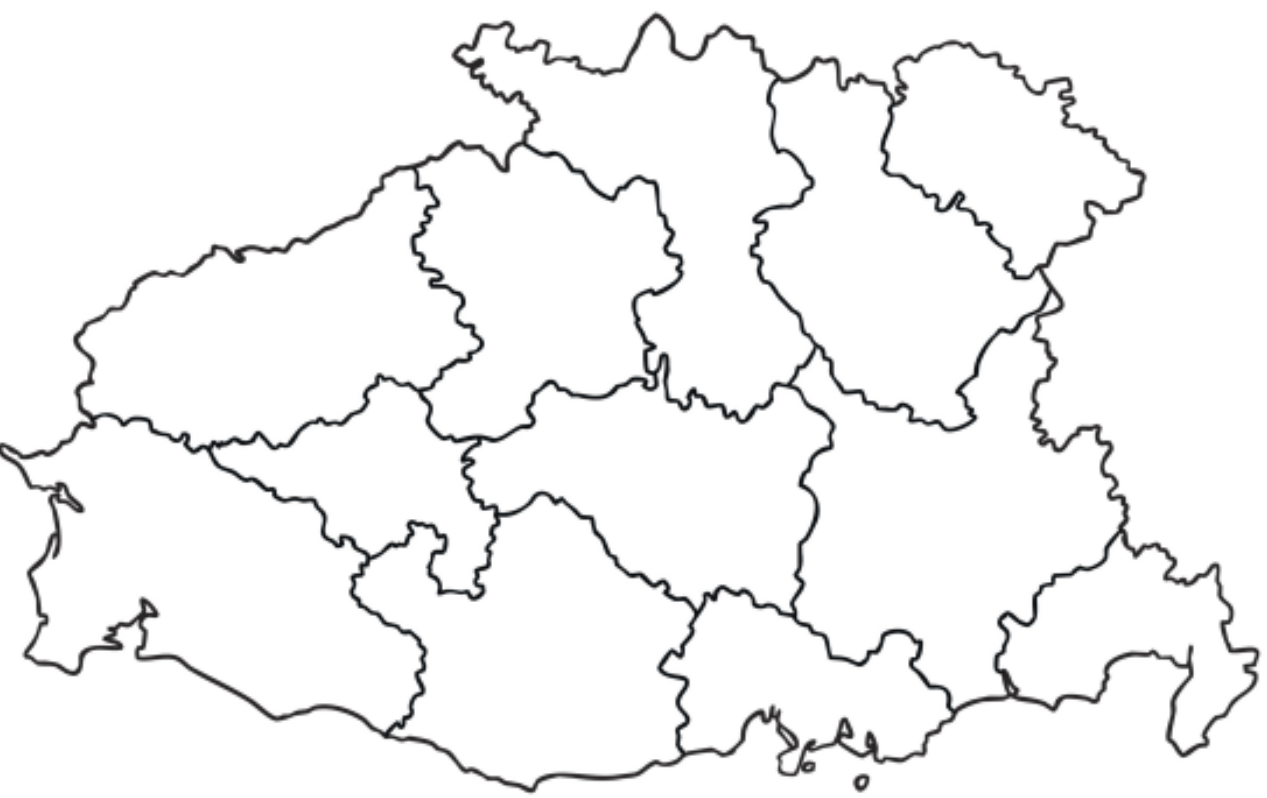





## Leinster - Answers



## Leinster



## Counties of Leinster



Tip: If you are finding this tricky take out your atlas for some help.

### Clues

#### Across

- This county borders Ulster and Connacht. It begins with L.
- This county is next to Offaly, Kildare, Carlow, Kilkenny and Tipperary.
- The W----- Mountains are found in this county. It borders Dublin, Kildare, Carlow and Wexford.
- This county has a coastline of 200km. The mouth of the river Slaney is found here.
- It's known as the King's County! It ends with the letter y.
- It is home to Athlone. It is part of the mid-lands region.

#### Down

- It is home to the Capital city of Ireland.
- It is bordered by five counties. It begins with the letter c.
- Their nickname is 'The Cats'. They are famous for hurling.
- This county begins with K. It is home to the Curragh.
- This county begins with the letter M.
- This is the smallest county in Leinster.

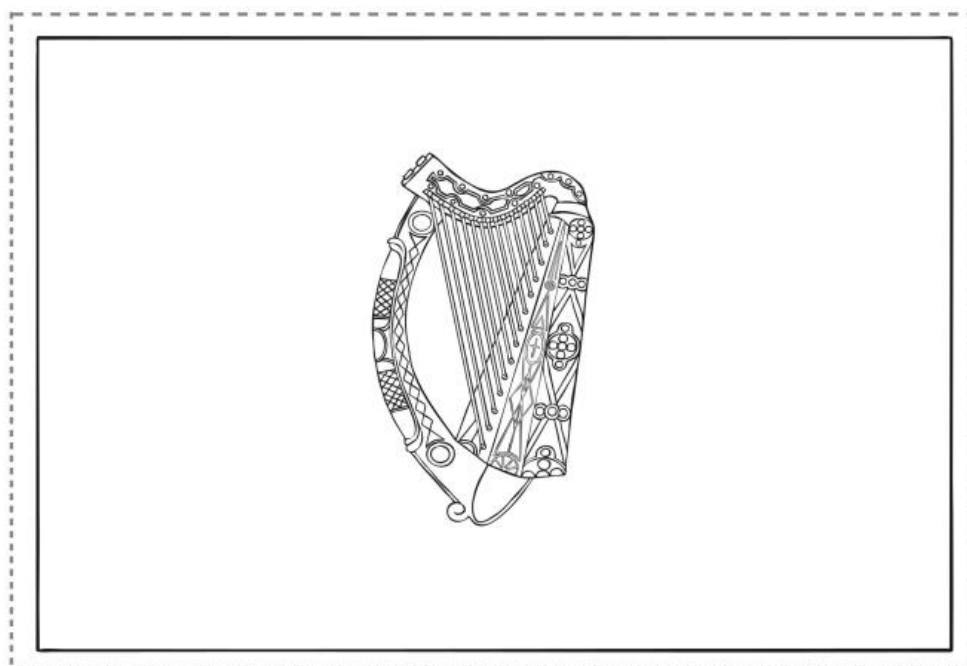
## Counties Of Leinster

c a r l o w x d f y f e  
b w f j l v d u b l i n  
i e s i s e g t b o j h  
r s w m e a t h u t i  
k t w e x f o r d t l p  
i m o f f a l y s h w v  
l e e p z k a n e o i p  
k a k z a f o g t o c y  
e t x v r z i e z q k a  
n h m j j z s y c t l d  
n r s n d r o f g n o l  
y f x k i l d a r e w c

Louth	Wicklow	Wexford
Meath	Kilkenny	Laos
Dublin	Kildare	Longford
Carlow	Westmeath	Offaly

# Leinster Flag Activity Sheet

Colour and cut along the dotted line to make your Leinster flag.




twinkl

twinkl.co.uk

## Message on a Banana

### Science Experiment



#### Method

1. Use the cocktail stick to mark a pattern, draw a picture, or write a message on the banana skin. Press firmly enough to dent the skin, but not too hard to break through the skin.
2. Wait for the message, picture, or pattern to appear.

#### You will need:

Banana

Cocktail stick

twinkl

visit [twinkl.co.uk](https://www.twinkl.co.uk)

