

Week 5th May Please note: These are just suggestions and do not have to be completed. Encourage your child(ren) to keep reading and just complete daily tasks around the house / garden.
If you are unsure about anything or would like any guidance, please don't hesitate to contact me (msbrooksballindaggin@gmail.com). Even if the kids want to email me themselves, I would love to hear from them.

English – Do these Daily

Word Study – Get an adult in the house to test you on the words below soft g. Score yourself out of 15. Take note and remember the pattern (when y sounds like e) This week, for a change, why not try complete some of the activities included below.

Sorry	Lorry	Fairy	Hairy
Holly	Bunny	Happy	Funny
Ugly	Pretty	Dirty	Baby
Grumpy	Lucky	Muddy	Party

Read for at least 10 minutes.

- While you read every day – see can you complete some activities from Ms. Brooks' reading challenge from the chart found at the bottom of this document. Keep this from week to week.
- Can you find some soft g words in your book? Make a list to see how many new ones you can find.

Reading Comprehension I have included a reading comprehension which can be read and one set of activities completed every day. Read it every day that you are completing a task to develop fluency with a familiar text.

Keep a Diary or encourage your child to **Free write** for approx. 15 minutes twice a week. It doesn't matter what they write as long as they are writing eg. Lists of favourite games, make up a poem or song etc.

Tongue Twisters - Here are 4 tongue twisters. Try a new one every day and make up your own on Friday. Say them as fast as you can, at least 5 times and challenge someone at home to beat you:

1. Ten tiny trains toot ten times
2. She sells seashells on the sea shore
3. Purple paper people, Purple paper people, Purple paper people
4. Bubble, bobble, bubble, bobble, bubble, bobble...

Maths – Do these Daily

Make sums with these answers We had done this in class before closure. Get your child to make as many + -(x ÷) sums as they can, but they have to have the answer for that day. On Monday all your sums have to have the answer 12. Eg. 4+8=12, 6+6=12, 18-6=12, 24-12=12 (6x2=12, 4x3=12, 5x2+2=12, 24÷2=12) etc. (brackets for 3rd class)

Tuesday	Answer = 9
Wednesday	Answer = 2
Thursday	Answer = 7
Friday	Answer = 5

Solvemoji maths tasks on <https://www.solvemoji.com/> or download the app to your device. Start on junior 1 and progress onto junior 2, 3 (junior 4 has multiplication) and also Standard – Easy and progress etc. as your child solves the problems.

Money – Using the newspaper / magazine / aldi (any grocery store) leaflet, cut out offers and their prices, then draw the coins that you need to buy those items. Eg ->

- Make a list of 5 items and add them up.
- Pretend that the children have €2 or €5 and get them to work out how much change they would receive also having purchased some of the items (especially 3rd class)



Gaeilge

Begin with Comhrá: Inniu An Inné An Amárach An Tá an aimsir (we do this every morning in class) An Luan, An Mháirt, An Chéadaoin, An Déardaoin, An Aoine, An Satharn, An Domhnach. Weather: Lá Scamallach= cloudy day, Lá fliuch = wet day, Lá tirim = dry day, Lá báisteach = rainy day, Lá grianmhar = sunny day, Lá fuar = cold day, Lá té = hot day.

Litriú Spellings - using the same format as word study in English get your child to practice the following days of the week (only 2) in Irish: An Satharn, An Domhnach

Play Deir O'Gradaigh (Simon Says as Gaeilge) they children have a bank of vocabulary for this learned off by heart and will explain to you how to play it. (Bí ag Deir O'Gradaigh bí ag). Ag ithe, ag ól, ag damhsa, ag léim, ag scríobh, ag léamh, ag marcaíocht capall, taispeáin dom do cheann/geansaí. Let the children be the teacher and teach it to you. Have fun – they go mad for this in class!

Watch a cartoon in Irish on Cúla4 <https://www.cula4.com/en/>

SESE - Over the 4 weeks of May, we will learn all the counties of Ireland, one province per week. I have included a poem which dictate the order of provinces.

This week = Munster. Over the week - Learn the verse of the poem, - Use the map of Munster to help you learn where each county is & use the empty one to test yourself, - Colour the Munster flag using the correct colours, - Complete the Munster counties wordsearch & - Find and learn 3 facts about each county (Flag colours, Car registration letters and county town eg. Kerry = Green and Yellow, KY, Killareny). You can use this scoilnet link to access Ireland's Provinces and counties - <http://www.ireland.com/en-gb/about-ireland/discover-ireland/ireland-counties-and-provinces/>

Create a Time Capsule – Continue to put anything that you like yourself into your time capsule.

Art - Tuesday – can you use a clothes peg to design a butterfly?

- **Wednesday** – In your garden, can you use leaves/flowers/sticks/stones to create Symmetrical wings for a butterfly?
- **Thursday** - Can you make a popsicle butterfly? Follow step by step here <https://janecanblogdotcom.wordpress.com/2016/07/15/popsicle-stick-kids-crafts/>
All you need is 2 lollipop sticks and wool. If you have a pipecleaner and bead or googly eyes that's is great! Have fun
- **Friday** Create your own Art today!



PE – Everyday, do today's P.E. with Joe on The Body Coach TV

- Do one activity from Ms. Brooks' Active Challenge from last week

RTE - Everyday watch today's programme.

UNIT 20

Phonics: y

Word List

1. sorry 2. fairy 3. holly 4. happy 5. ugly 6. dirty 7. grumpy 8. muddy
 9. lorry 10. hairy 11. bully 12. funny 13. pretty 14. baby 15. lucky 16. party

Write the missing letters.

1. _ orry 5. ho _ y 9. ug _ 13. _ um
 2. l _ r _ 6. bu _ y 10. pre _ y 14. _ uck _
 3. f _ _ ry 7. _ _ pp _ 11. dir _ _ 15. mu _ _ y
 4. h _ _ ry 8. fu _ _ y 12. ba _ _ 16. _ ar _ _

Make 2 small words from each word below. You can mix up the letters.

1. fairy 2. party 3. hairy 4. pretty 5. grumpy


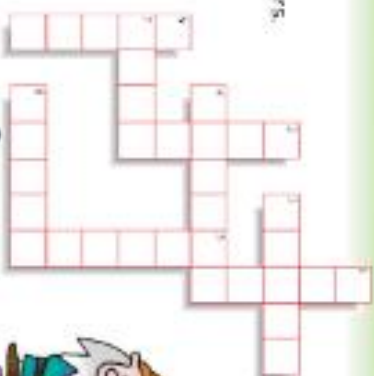
Crossword.

Across

3. Small creature with magic powers.
 4. One of the seven dwarves.
 7. Opposite of pretty.
 8. Rhymes with nappy.

Down

1. Has lots of hair.
 2. Opposite of clean.
 5. Opposite of ugly
 6. Rhymes with sunny



Remove a letter (or letters) to make a new word.

1. sorry = so 4. pretty = _ _ _ 7. happy = _ _ _
 2. lorry = _ _ _ 5. party = _ _ _ 8. bully = _ _ _
 3. fairy = _ _ _ 6. muddy = _ _ _ 9. lucky = _ _ _

Write the missing words. Use the word list.

1. Cinderella had a _ _ _ _ _ godmother.
 2. The clown at the circus was very _ _ _ _ _
 3. Sometimes there are red berries on _ _ _ _ _ trees.
 4. I sang a lullaby to my _ _ _ _ _ sister.
 5. King Kong was a film about a big _ _ _ _ _ ape.
 6. I am having a _ _ _ _ _ for my birthday.
 7. Our furniture arrived in a big _ _ _ _ _
 8. Cinderella had two _ _ _ _ _ sisters.
 9. Our dog rolled in the mud and got really _ _ _ _ _
 10. My _ _ _ _ _ number is seven.



Unscramble these words. Write them. Find them in the wordsearch.

1. rally _ _ _ _ _
 2. dumdy _ _ _ _ _
 3. typar _ _ _ _ _
 4. byba _ _ _ _ _
 5. rymuf _ _ _ _ _
 6. lubly _ _ _ _ _
 7. clusy _ _ _ _ _
 8. ryros _ _ _ _ _
 9. roly _ _ _ _ _
 10. luy _ _ _ _ _



b u l l y c i h t m
 f u n n y u g l y m
 m u d d y f a i r y
 l u r p s s o r r y
 t k q c p r n a d a
 d o m u m l o k f
 l o r r y l u b e t
 s r a m l k c a o t
 d p a r t y k b y a
 t l q s q n y y p c

Write the word list in alphabetical order.

1. baby 5. _ _ _ 9. _ _ _ 13. _ _ _
 2. _ _ _ 6. _ _ _ 10. _ _ _ 14. _ _ _
 3. _ _ _ 7. _ _ _ 11. _ _ _ 15. _ _ _
 4. _ _ _ 8. _ _ _ 12. _ _ _ 16. ugly

Match the letters. Write the words.

- b ty 1. _ _ _ l rty 7. _ _ _
 par ny 2. _ _ _ ho orry 8. _ _ _
 luc aby 3. _ _ _ hai etty 9. _ _ _
 bu ky 4. _ _ _ pr ly 10. _ _ _
 fa lly 5. _ _ _ ug lly 11. _ _ _
 fun iny 6. _ _ _ di ry 12. _ _ _

The Cautious Caterpillar

It was springtime in the garden.

Cody the Caterpillar hatched from her egg and crawled onto a big green leaf.

She smiled happily.

"I love being a caterpillar!" she said and began to eat her tasty leaf.

Just then, a ladybird flew on over.

"You're very lucky!" said the ladybird. "When you become a butterfly, you will have wings, like me!"

"Flying looks very tiring," said Cody. "I wish I could stay as a caterpillar forever!"

"Don't worry," said the ladybird, "having wings is great. You can always stop for a rest!"

Cody smiled but didn't feel sure. "Maybe one day," she said.

She carried on eating and the ladybird flew away.

The next day, a bee buzzed on over.

"You're very lucky!" said the bee.

"When you become a butterfly, you will sip nectar, like me!"

"I don't think I will like nectar," said Cody. "I wish I could stay as a caterpillar forever!"

"Don't worry," said the bee, "drinking nectar is great. It is ever so yummy!"



Cody smiled but didn't feel sure. "Maybe one day," she said.

She carried on eating and the bee buzzed away.

A few days later, a grasshopper jumped on over.

"You're very lucky!" said the grasshopper. "When you become a butterfly, you will have six legs, like me!"

"But I like having sixteen legs," said Cody. "I wish I could stay as a caterpillar forever!"

"Don't worry," said the grasshopper, "having six legs is great. That's plenty for landing on the ground!"

Cody smiled but didn't feel sure. "Maybe one day," she said.


She carried on eating and the grasshopper jumped away.

The next day, Cody was full. She thought about everything her friends had told her and decided to be brave.

"Maybe today!" she said, as she changed herself into a chrysalis.

She stayed like that for many days, until she was finally ready to leave her chrysalis...

...and become a butterfly!



Cody explored the garden, feeling happy and proud of her new wings.

"Having wings is great!" she said, as she flew past the ladybird.

"This is yummy!" she said to the bee, as they sipped nectar together.

"Six legs is plenty!" said Cody, as she landed next to the grasshopper.

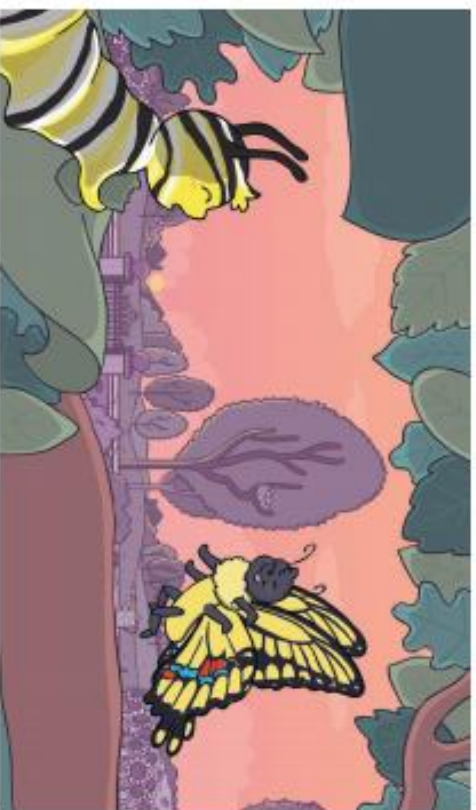
That evening, she came across a caterpillar eating a tasty green leaf.

"You're very lucky!" said Cody. "When you have finished eating, you will become a butterfly, like me!"

The caterpillar smiled but didn't look sure.

"I wish I could stay as a caterpillar forever!" he said.

"Don't worry," said Cody. "I loved being a caterpillar too, but trust me, being a butterfly is great!"



Questions

1. What is the name of the main character in the story? Tick one.
 - ☐ Cathy
 - ☐ Cody
 - ☐ Colin
2. Why didn't Cody want to fly? Tick one.
 - ☐ She thought it would be tiring.
 - ☐ She was scared of heights.
 - ☐ She thought she couldn't do it.
3. What did the bee sip? Tick one.
 - ☐ water
 - ☐ pop
 - ☐ nectar
4. What did Cody change herself into? Tick one.
 - ☐ a chrysalis
 - ☐ a caterpillar
 - ☐ a grasshopper
5. How did Cody feel about her new butterfly wings? Tick one.
 - ☐ grumpy and cross
 - ☐ sad and scared
 - ☐ happy and proud

Questions

1. What kind of creature is Cody? Tick one.
 - ☐ a bumblebee
 - ☐ a caterpillar
 - ☐ a ladybird
2. What did Cody want to do? Tick one.
 - ☐ She wanted to eat nectar.
 - ☐ She wanted to fly.
 - ☐ She wanted stay as a caterpillar forever.
3. Write one thing Cody said to each of the minibeasts who tried to make her feel better about changing into a butterfly.

4. Draw a line to match up the speech with the character who said it.

"When you become a butterfly, you will sip nectar, like me!"

the grasshopper

"Having wings is great!"

the bee

"Don't worry, having six legs is great!"

Cody

5. Complete this sentence.
 "Maybe today!" she said, as she changed herself into a _____.
 butterfly chrysalis ladybird

Questions

1. What time of year was it in the garden? Tick one.
 - ☐ autumn
 - ☐ spring
 - ☐ summer
2. How many legs does Cody say she likes having at the beginning of the story?

3. List three adjectives used in the story to describe the leaf.

1. _____
2. _____
3. _____

4. Draw a line to match each word to its meaning

nectar

to come out of an egg

chrysalis

a sugary liquid found in flowers

hatched

the hard case a caterpillar changes itself into before it turns into a butterfly

5. Why do you think Cody wanted to stay as a caterpillar forever?

6. How do Cody's feelings change by the end of the story?
 Why do you think she has a change of heart?

Counties of Ireland Poem



We are Munster's counties fair,
Cork, Kerry, Limerick, Clare,
Waterford, Tipperary here we are,
Welcoming you from near and far.

Leinster is beyond compare,
Dublin, Wicklow, Carlow, Kildare,
Wexford, Offaly, Laois, Kilkenny, Longford and Louth are as
good as any.

Meath, Westmeath and that is all,
Over now to province that is small.

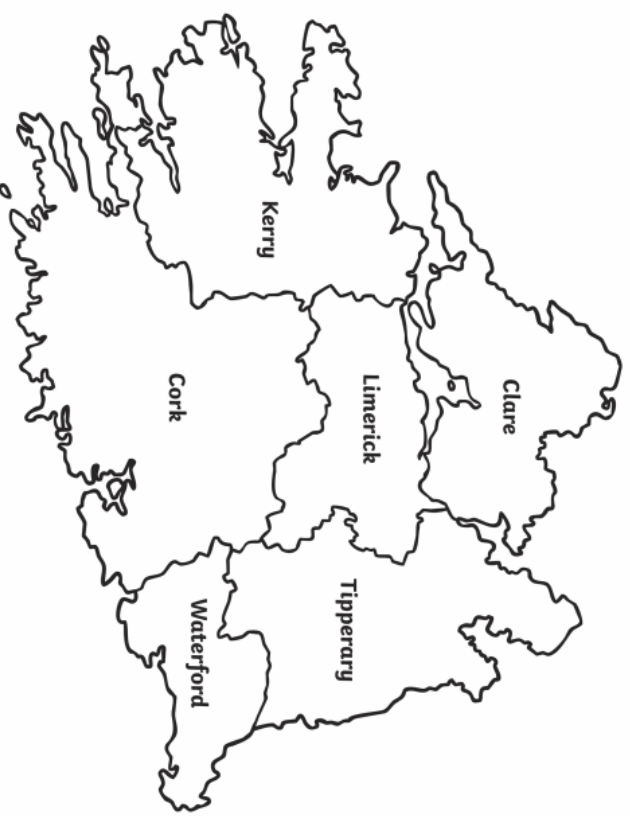
Connacht is the smallest oh,
Galway, Leitrim and Mayo,
Roscommon, Sligo that's the lot,
Just one more verse for you we've got.



We are Ulster's counties nine,
Let's forget the dividing line,
Donegal, Derry, Antrim, Down, all our counties of renown,
Armagh, Monaghan and Tyrone, Cavan, Fermanagh
now all are known.



Munster - Answers



Munster

Cut out each county piece and assemble.

Cork

Clare

Kerry

Limerick

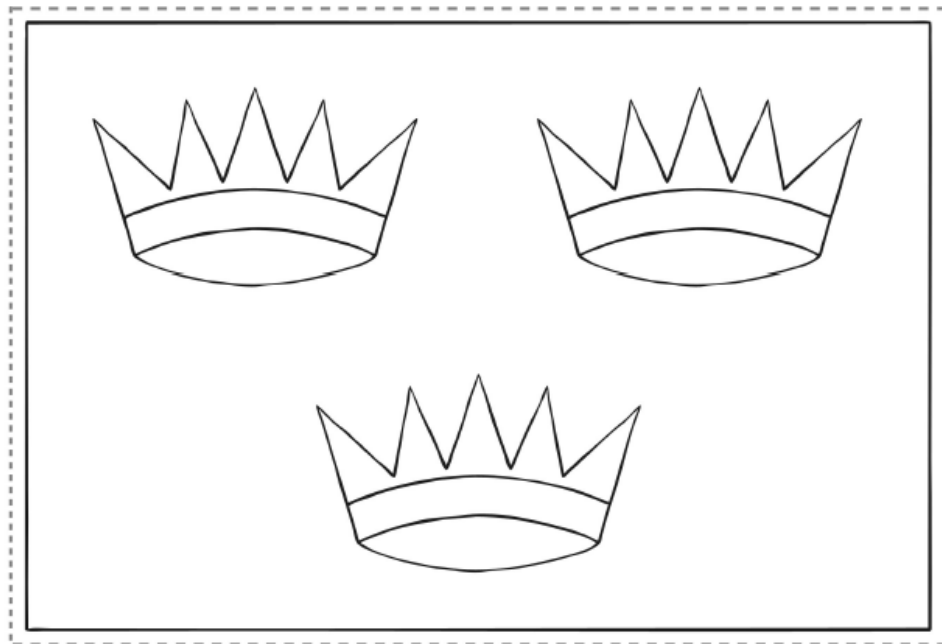
Tipperary

Waterford



Munster Flag Activity Sheet

Colour and cut along the dotted line to make your Munster flag.



Munster

d	y	c	l	a	r	e	h	l
m	r	o	p	q	r	s	t	i
y	a	o	b	c	d	e	f	m
k	r	m	f	o	p	q	r	e
w	e	k	e	r	r	y	d	r
i	p	c	w	b	e	o	p	i
u	p	w	o	y	z	t	b	c
g	i	i	j	r	l	m	a	k
s	t	u	v	w	k	y	z	w

Clare	Limerick
Cork	Tipperary
Kerry	Waterford