

Please follow the link to a Padlet that I have created. This allows easier access to websites and resources. I have done this on a day to day basis. I have also created sections for PE, ART and fine motor if you scroll across on it. <https://padlet.com/msbridgesballindaggin/9018pwqig67mv0rd>

## **Monday:**

### **Maths – Number 7**

- Revise – formation of the number 7 (“across the sky and down from heaven, that’s the way to make a seven”) – use a whiteboard, crayon or iPad app (resource on Padlet 1 - Monday)
- Write the full word – seven, practice this and teach the spelling of it.
- Maths Activity Sheet – All About the Number 7 (below)

### **Phonics/Diagraphs**

- Revise all sounds – diagraphs, point to each sound and ask your child to recall it. Do this on a daily basis. If they get stuck on a sound, give them a word with the sound in it.
- Revise the jolly phonics sounds (most of our diagraph sounds from this year, start at approx 8 minutes) <https://vimeo.com/106231366>
- First sound of the week “oi/.” Name words that have this sound in it (coin, foil, point etc). Ask them to write some of these words, using different colours for the ‘oi’ sound. Remember o before the i!
- Video to help with “oi” sound. (Padlet 2 Monday)

### **Writing/Letter formation**

- Write the upper case F in a copy and practice the formation of this letter.
- Think of names and places that might start with this capital letter. Remind the children that we use a capital letter for names and places. (France, Finland, Fiona, Freddie etc)
- Revise letter formation online – (See Padlet 4 Monday)

### **Tricky Words**

- Each child will be at a different place with their tricky words. Please continue working through the list below. Give 3 new words each week (only if they can read the words before it). Ensure they can read all the words before they move on. When you are checking to see if they know the tricky word, they should be able to recognise it without hesitation as this is how they will remember it when they come across it in a book. Please see the padlet for ideas to help with learning tricky words.

### **Reading**

- Starfall – select Folk Tales and then select “ The Four Friends” (see padlet 3 - Monday) For today ask your child to begin reading this book on their own (assist when they are stuck, this is a tricky book. Use the pictures to help them figure out the words and assist them on words where they cannot sound them out). If your child finds the book difficult, please use the alternative reading resource. We want to build their confidence, so do not worry if they cannot read these books. Plenty of practice is needed to build their confidence! <https://www.speld-sa.org.au/services/phonics-books.html>

### Blending/Dictation

Ask your child to read these words

• coin	• foil	• boil
• oink	• toilet	• joint

### Gaeilge (ag Siopadóireacht/Shopping)

- trallaí ( trolley ) Call out the word in Irish and ask them to draw a picture of it. (See the flashcards, below to help with teaching this word.)

### Aistear – The Garden Centre (New Topic for the Month)

- Roleplay - You can set up a garden centre using a desk, a cash register, pretend money, receipts, paper bags, plant pots, packets of seeds, artificial flowers or real flowers, buckets and spades, gardening gloves, toy lawn mowers, toy wheelbarrows, toy rakes, trowels, watering cans, bird houses, bags of nuts to feed birds and wellies.
- Alternatively – plant some flower and ask your little helpers do some gardening at home.

## Tuesday

### Maths – Addition with the Number 7

- Revise – formation of the number 7 (“across the sky and down from heaven, that’s the way to make a seven”) – use a whiteboard, crayon or iPad app (resource on Padlet 1 - Monday)
- Get 7 biscuits (brioscaí) – place the biscuits on 2 plates and ask your child to write down the sum (number story). Take turns doing this, as they will enjoy being the teacher and watching you add also. (See Padlet 1 – Tuesday for an idea on how to do this)
- Maths Activity Sheet (below)– Combine totals up to 7/.

### Phonics/Diagraphs

- Revise all sounds – diagraphs, point to each sound and ask your child to recall it. Do this on a daily basis. If they get stuck on a sound, give them a word with the sound in it.
- Listen to the ‘oi’ sound video/song. Sing the song. (8 minutes 30 seconds in) <https://vimeo.com/106231366>
- Sound of the day – oi/oy – please watch this video to help with teaching the oi/oy sound. <https://www.youtube.com/watch?v=0RSfUQ5GTlg> (padlet 2 – Tuesday)
- Remind your child that ‘oy’ makes the same sound as ‘oi.’ We normally find ‘oi’ in the middle of words and we find ‘oy’ at the end of words. (This helps for spellings)
- Think of some ‘oy’ words – toy, boy, soy, Roy, joy and then write both ‘oi’ and ‘oy’ words.

### Writing/Letter formation

- Practice writing the capital F and small f on a page, copy, in sand or on a whiteboard.

- Revise letter formation online – (See Padlet 4 Tuesday).
- Activity sheet – handwriting – capital F. (see below)

### Tricky Words

- Each child will be at a different place with their tricky words. Please continue working through the list below. Give 3 new words each week (only if they can read the words before it). Ensure they can read all the words before they move on.

### Reading

- Starfall – select Folk Tales and then select “The Four Friends (see padlet 3 - Tuesday). For today please read the book with your child (at the same time). Write down any words that they cannot read and practice these words with them – example monkey.
- If your child finds the book difficult, please use the alternative reading resource. We want to build their confidence, so do not worry if they cannot read these books. Plenty of practice is needed to build their confidence! <https://www.speld-sa.org.au/services/phonics-books.html>

### Blending/Dictation

- Call out these words and ask your child to write them (without looking at them).
- Put 2 of them in to a sentence.
- Remember – ‘oi’ usually goes in the middle of the word and we use ‘oy’ at the end of a word.

• boy	• boil	• toy
• soil	• joy	• spoilt

### Gaeilge –

- im (butter) - Call out the word in Irish and ask them to draw a picture of it and use Seiseansí (Padlet 8)

### Aistear

- The Garden Centre
  - Listen to the story- Charlotte’s Web (padlet 6)
  - Art – draw a spider (padlet 7)

## Wednesday

### Maths – Addition with the Number 7

- Revise formation of all numbers 0-7, using crayons, pencil, iPad etc
- Counting Game – Padlet 1 (Wednesday)
- Maths Activity Sheet – adding with the number 7.

### Phonics/Diagraphs

- Revise all sounds – diagraphs, point to each sound and ask your child to recall it. Do this on a daily basis. If they get stuck on a sound, give them a word with the sound in it.
- Revise the jolly phonics sounds (most of our diagraph sounds from this year, start at approx 8 minutes) <https://vimeo.com/106231366>
- Second sound of the week “ng.” Name words that have this sound in it (king, sing etc). Ask them to write some of these words, using different colours for the ‘ng’ sound.
- Video to help with “ng” sound. (see Padlet 3 Wednesday)

### Writing/Letter formation

- Write the upper case H in a copy and practice the formation of this letter.
- Think of names and places that might start with this capital letter. Remind the children that we use a capital letter for names and places. (Holland, Harry, Henry, Holly etc)
- Revise letter formation online – (See Padlet 5 Wednesday)

### Tricky Words

- Each child will be at a different place with their tricky words. Please continue working through the list below. Give 3 new words each week (only if they can read the words before it). Ensure they can read all the words before they move on.

### Reading

- Starfall – Starfall – select Folk Tales and then select “The Four Friends” (see padlet 2 – Wednesday ) For today ask your child to begin reading this book on their own (assist when they are stuck). If your child finds the book difficult, please use the alternative reading resource. We want to build their confidence, so do not worry if they cannot read these books. Plenty of practice is needed to build their confidence! <https://www.speld-sa.org.au/services/phonic-books.html>

### Blending/Dictation

Ask your child to read these words

• King	• Sing	• wing
• Hanger	• Ring	• long

### Gaeilge

Brioscaí (biscuits).

Call out the word in Irish and ask them to draw a picture of it and use Seiseansí (padlet 4 - Wednesday)

### Aistear

- The Garden Centre –
  - Art – use different materials to colour your spider from yesterday’s activity (fabric, crayons, paint etc)

## Thursday

### Maths – Number formation and Weight.

- Revise formation of all numbers 0-7, using crayons, pencil, iPad etc
- Discuss 'heavy' and 'light' with your child. Gather some items and make two piles – 1 for heavy items and 1 for light items.
- Household game – using heavy and light items from the house. (see Padlet 2 Thursday) for this.
- Finish with online game – Weight (See Padlet 1 – Thursday)
- Activity Sheet – below – colour the heavy and light items.

### Phonics/Diagraphs

- Revise all sounds – diagraphs, point to each sound and ask your child to recall it. Do this on a daily basis. If they get stuck on a sound, give them a word with the sound in it.
- Listen to the 'ng' sound video and sing the song. (9 minutes 48 secs)  
<https://vimeo.com/106231366>
- Write some 'ng' words on draw pictures to match the words.
- Put 2 of these words in to a sentence and write the full sentence.

### Writing/Letter formation

- Practice writing the capital H and small h on a page, copy, in sand or on a whiteboard.
- Activity sheet – handwriting – capital H
- Revise letter formation online – (See Padlet 4 Monday)

### Tricky Words

- Each child will be at a different place with their tricky words. Please continue working through the list below. Give 3 new words each week (only if they can read the words before it). Ensure they can read all the words before they move on.

### Reading

- Starfall – Starfall – select Folk Tales and then select "The Four Friends". (see padlet 3) For today allow the child to read the book, correct any errors at the end and go over words that they found tricky) If your child finds the book difficult, please use the alternative reading resource. We want to build their confidence, so do not worry if they cannot read these books. Plenty of practice is needed to build their confidence! <https://www.speld-sa.org.au/services/phonic-books.html>

### Blending/Dictation

- Call out these words and ask your child to write them.
- Put 2 of them in to a full sentence.

• swing	• bang	• spring
• sting	• strong	• thing

- Cáis (cheese). Call out the word in Irish and ask them to draw a picture of it and use Gaeilge (padlet 5)

#### Aistear –

- The Garden Centre
  - The Lifecycle of a bee – learn about the bee. (padlet 6 – Thursday or Twinkl (<https://www.twinkl.ie/>) has a great PowerPoint on this, if you search ‘The Lifecycle of a Bee.’

## Friday

### Maths – Weight

- Revise formation of all numbers 0-7, using crayons, pencil, iPad etc
- Friday – fun activity – use addition skills to colour the dinosaur. (adding 3 numbers, use counters for this if they find it difficult.)

### Phonics/Diagraphs

- Revise all sounds – diagraphs, point to each sound and ask your child to recall it. Do this on a daily basis. If they get stuck on a sound, give them a word with the sound in it.
- Listen to the ‘oi and ng’ sound videos from Monday and Wednesday.  
<https://vimeo.com/106231366>

### Writing/Letter formation

- My News – write your news from this week.
- At this point we would begin writing our second name, please use this time to sit with your child and practice writing their second name with them. If they can do this already, please practice writing their address. This will be a Friday activity until the end of the year.
- Revise letter formation online (Capital L and J – (See Padlet 4 Monday for the app to practice this, using the iPad.)

### Tricky Words

- Each child will be at a different place with their tricky words. Please continue working through the list below. Give 3 new words each week (only if they can read the words before it). Ensure they can read all the words before they move on. I will add activities for helping your child learn tricky words to the Padlet.

### Reading

Please read the book “The Big Wet”. This book helps with some sounds that we are studying, or alternatively select a couple of pages from a book at home and ask someone to read it to them and then ask them to read a page or 2. (See padlet 2 – Friday)

### Gaeilge –

Revise the 4 new words from this week and Call out the word in Irish and ask them to draw a picture of it and use Gaeilge (padlet 4).

**Aistear** – The Garden Centre – This month we are learning all about ‘The Garden.’ So we are focusing on our minibeasts for the the first 2 weeks and some of our plants for the next 2 weeks.

- (Padlet 5 – Friday) Minibeast Hunt – use the checklist below and go on a mini-beast hunt. We would normally do this on the school grounds. I would normally put a stone out or a piece of wood in the garden and leave it for a few days. When we go searching, we then find some insects under this rock or piece of wood.

**Extra Activities – linked to Aistear topic – The Garden Centre**

**Poem**

**The Beehive**

*Here is the beehive,  
Where are the bees?  
Hidden away where nobody sees,  
Soon they are creeping out of the hive,  
1, 2, 3, 4, 5.*

**Story (Big Book for Aistear theme)**

Charlotte’s Web  
<https://www.youtube.com/watch?v=A9Tub5rAmpc>

**Song ( Sing 1 or 2 verses) – padlet - songs**

**The Farmer Sows His Seeds**

Sung to the tune – ‘Farmer in the Dell’  
*The farmer sows his seeds.  
The farmer sows his seeds.  
Hi ho the derry-o,  
The farmer sows his seeds.*

**Mindfulness/Active Ideas**– try these alternatives to learning also. Take a break, print this and colour in an activity when you do it.

Try Cosmic Yoga	Play Limbo – set up a bar around the house that you can go under. See how low you can go!	Try some skipping. See how many you can do.
Fitness alphabet. Make up your own exercise for each letter and spell your name.	Make up a dance to your favourite song.	PE with the Body Coach

Practice throwing and catching a ball (or teddy).	Use playdoh to make your favourite animal.	Family Walk within 2km.
Just Dance for kids (youtube)	Draw hopscotch outside and practice your hopping and jumping.	Practice gymnastics at home. <a href="https://www.flairgymnasticsanddance.com/">https://www.flairgymnasticsanddance.com/</a>
Do 10 jumping jacks	Play Simon Says	Play musical statues with your family.
Do 10@10.	Go Noodle	Do some zumba.

### List of Diagraphs to Revise

ch, sh, th/th, oo/oo, ue, ng, er, ar, ee, oa/ow, ie, ai, ou, or, oi/oy, ou, qu, wh (see padlet for Jolly phonics songs)

**Tricky Words ( Daily Practice)** – each child will be on a different word. Please go through the list and check if the child can read the words without hesitation. Stop on the word if they can not read the word and read this word with them every day, put it around the house so they can see it and move on to the next word once they can read it.



### Tricky Word Spelling Lists

1. I	13. you	25. one
2. the	14. your	26. by
3. he	15. come	27. only
4. she	16. some	28. old
5. me	17. said	29. like
6. we	18. here	30. have
7. be	19. there	31. live
8. was	20. they	32. give
9. to	21. go	33. little
10. do	22. no	34. down
11. are	23. so	35. what
12. all	24. my	36. when
37. why	49. saw	61. once
38. where	50. put	62. upon
39. who	51. could	63. always
40. which	52. should	64. also
41. any	53. would	65. of
42. many	54. right	66. eight
43. more	55. two	67. love
44. before	56. four	68. cover
45. other	57. goes	69. after
46. were	58. does	70. every
47. because	59. made	71. mother
48. want	60. their	72. father



Mon

## All about the Number...



Roll two dice until you throw a 7. Draw the dotted dice pattern.

Find 7 objects in the classroom. What did you find? Draw it here.

Draw 7 bees around the flower.



Can you see the number 7 in the classroom? Draw where you can see it.

# seven



Which sweet jar has 7 sweets? Circle the correct jar.



Mon

## All About Number 7 Number Formation Activity



How many fingers are being shown?



How many counters are in the ten-frame?



How many rabbits can you see?



How many balls are there?

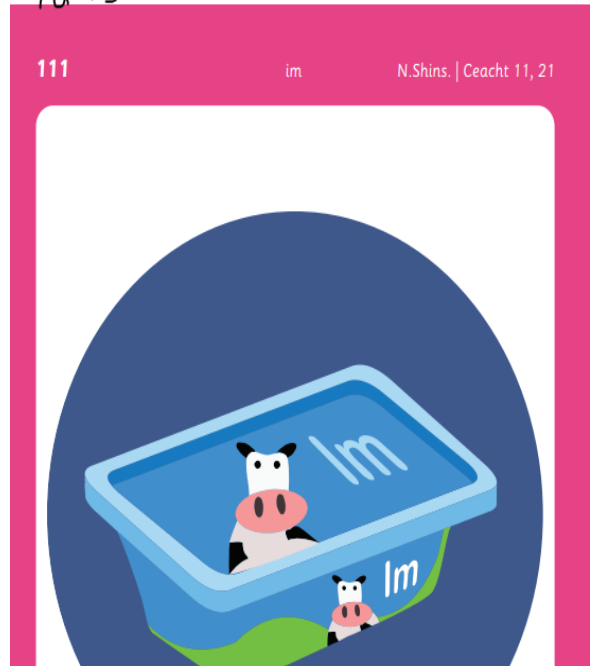


Irish words for the week – ag siopadóireacht (shopping)

Mon



Tues



Wedns



Thurs




Tues

# Combine (totals up to 7)

3 + 4 = 7


Count the number in each set. Add and write.

a




+  =

b




+  =

c




+  =

d




+  =

e




+  =

f




+  =

g



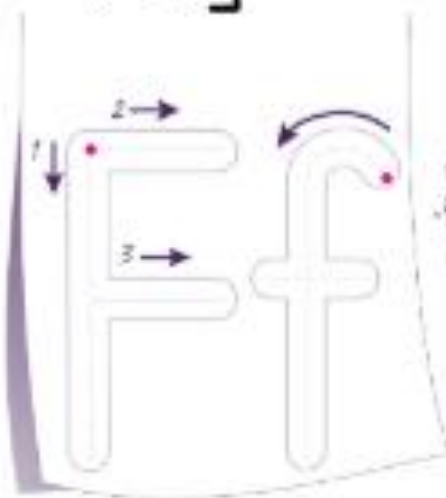
+  =

h



+  =

# Tues



Fat frogs feel full



Write a sentence using some f words. Draw a picture of it.



**W.A.L.T.**

• Write the capital letter 'F' and write small letter 'f'.  
• Say a sentence with lots of f words.



Wedns

story of 7


$$3 + 4 = 7$$



$7 + 0 = \underline{\quad}$



$6 + 1 = \underline{\quad}$



$\underline{\quad} + \underline{\quad} = 7$



$\underline{\quad} + \underline{\quad} = 7$



$\underline{\quad} + \underline{\quad} = 7$



$\underline{\quad} + \underline{\quad} = 7$



$\underline{\quad} + \underline{\quad} = 7$



$\underline{\quad} + \underline{\quad} = 7$

42


Strand unit: Analysis of number: combining

Language: sets of ... together make; add, plus, is the same as, equals, is equal to

# Thurs



© 2010 by Linda Ward Beech, Scholastic Teaching Resources



Write a sentence using some h. words. Draw a picture of it.

**W.A.L.T.**

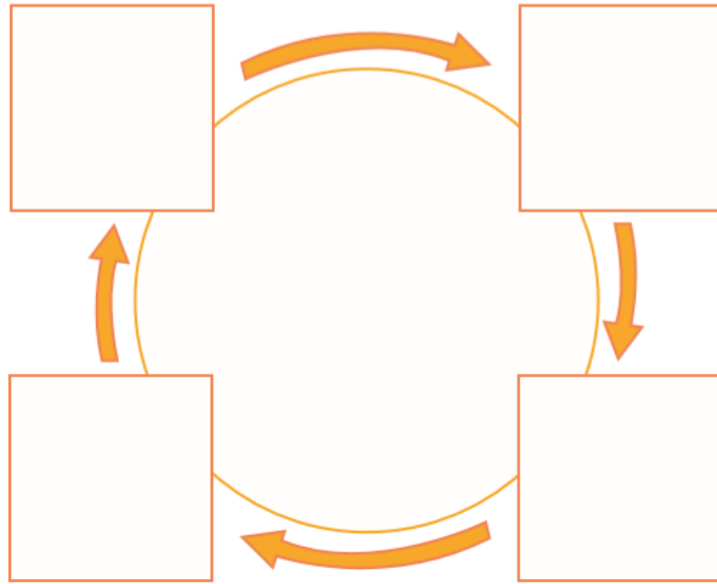
- Write the capital letter 'W' and erase small letter 'w'.
- Read and write a sentence that starts with 'W' and uses the 'A' sound.
- Write the capital letter at beginning of sentence.



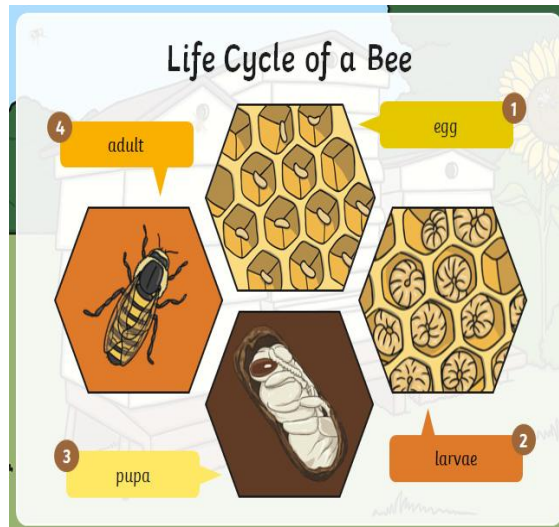
Thurs

## Bee Life Cycle

Can you put the pictures in the right order?



Answer



Fri

## Minibeast Hunt

Tick the minibeasts that you have found!



spider



woodlouse



slug



butterfly



beetle



wasp



crane fly  
(daddy-long-legs)



ladybird



earwig



dragonfly



snail



ant



millipede



worm



fly



caterpillar



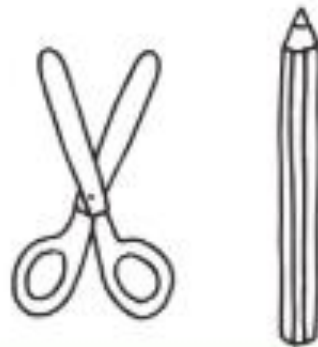

bee

# Thurs

Lift



Lift each pair of objects to find out which one is **heavier**.  
Colour the **heavy** one **red**. Colour the **light** one **green**.



# Fri

## Add



$$3 + 3 + 1 = 7$$

Add. Use cubes or bears to help you.

3	+	3	+	1	=	
2	+	4	+	3	=	
5	+	2	+	1	=	
6	+	2	+	2	=	
7	+	1	+	0	=	

Add first, then colour. Use the colour key.

Total	Colour
7	yellow
8	blue
9	green
10	red

