

Please follow the link to a Padlet that I have created. This allows easier access to websites and resources. I have done this on a day to day basis. I have also created sections for PE, ART and fine motor if you scroll across on it. <https://padlet.com/msbridgesballindaggin/9018pwqig67mv0rd>

## Monday:

### **Maths – Number 7**

- Revise – formation of the number 8 (“make an S and do not wait, go back up and that’s an eight.”) – use a whiteboard, crayon or iPad app (resource on Padlet 1 - Monday)
- Write the full word – eight, practice this and teach the spelling of it.
- Maths Activity Sheet – All About the Number 8(below)

### **Phonics/Diagraphs**

- Revise all sounds – diagraphs, point to each sound and ask your child to recall it. Do this on a daily basis. If they get stuck on a sound, give them a word with the sound in it.
- Revise the jolly phonics sounds (most of our diagraph sounds from this year, start at approx 8 minutes) <https://vimeo.com/106231366>
- First sound of the week “ar.” Name words that have this sound in it (charm, farm, chart etc). Ask them to write some of these words, using different colours for the ‘ar’ sound.
- Video to help with “ar” sound. (Padlet 2 Monday)
- ‘ar’ sound Activity Sheet (below)

### **Writing/Letter formation**

- Write the upper case E in a copy and practice the formation of this letter.
- Think of names, places, months and days that might start with this capital letter. Remind the children that we use a capital letter for names and places. (Evie, Evan, England, Egypt,)
- Revise letter formation online – (See Padlet 4 Monday)

### **Tricky Words**

- Each child will be at a different place with their tricky words. Please continue working through the list below. Give 3 new words each week (only if they can read the words before it). Ensure they can read all the words before they move on. When you are checking to see if they know the tricky word, they should be able to recognise it without hesitation as this is how they will remember it when they come across it in a book. **Please see the padlet for ideas to help with learning tricky words.**

### **Reading**

- Starfall – select Folk Tales and then select “The Little Rooster” (see padlet 3 - Monday)
- This book has many of our tricky words in it and also some of our diagraphs, which they should spot and try to blend. Call out a diagraph and see can they find it. (oo, er, th, ar etc)
- For today ask your child to begin reading this book on their own (assist when they are stuck, as this is a tricky book. Use the pictures to help them figure out the words

and assist them on words where they cannot sound them out. If your child finds the book difficult, please use the alternative reading resource. We want to build their confidence, so do not worry if they cannot read these books. Plenty of practice is needed to build their confidence! <https://www.speld-sa.org.au/services/phonics-books.html>

### Blending/Dictation

Ask your child to read these words

• farmer	• chart	• mart
• barber	• caravan	• garden

### Gaeilge (ag Siopadóireacht/Shopping)

- airgead ( money ) Call out the word in Irish and ask them to draw a picture of it. (See the flashcards, below to help with teaching this word.)

### Aistear – The Garden Centre (New Topic for the Month)

- Roleplay - You can set up a garden centre using a desk, a cash register, pretend money, receipts, paper bags, plant pots, packets of seeds, artificial flowers or real flowers, buckets and spades, gardening gloves, toy lawn mowers, toy wheelbarrows, toy rakes, trowels, watering cans, bird houses, bags of nuts to feed birds and wellies.
- Alternatively – plant some flower and ask your little helpers do some gardening at home.

## Tuesday

### Maths – Addition with the Number 8

- Revise – formation of the number 8 (“make an S and do not wait, go back up and that’s an eight.”) – use a whiteboard, crayon or iPad app (resource on Padlet 1 - Monday)
- Write the full word – eight, practice this and teach the spelling of it.
- Get 8 squares of chocolate (seacláid) – place the chocolate on 2 plates and ask your child to write down the sum (number story). Take turns doing this, as they will enjoy being the teacher and watching you add also. (See Padlet 1 – Tuesday for an idea on how to do this)
- Maths Activity Sheet (below) – Partition totals up to 8.

### Phonics/Diagraphs

- Revise all sounds – diagraphs, point to each sound and ask your child to recall it. Do this on a daily basis. If they get stuck on a sound, give them a word with the sound in it.
- Listen to the ‘ar’ sound video/song. Sing the song. (11 minutes 35 seconds in) <https://vimeo.com/106231366>
- Our sound of the day is – ‘ar’ – please watch this video to help with teaching the ‘ar’ sound. <https://www.youtube.com/watch?v=0RSfUQ5GTlg> (padlet 2 – Tuesday)

- ‘ar’ – activity sheet (see below)

### Writing/Letter formation

- Practice writing the capital E and small e on a page, copy, in sand or on a whiteboard.
- Revise letter formation online – (See Padlet 4 Tuesday). This app is great for helping with the formation of the letter E and it can be done on an iPad.
- Activity sheet – handwriting – capital E. (see below)

### Tricky Words

- Each child will be at a different place with their tricky words. Please continue working through the list below. Give 3 new words each week (only if they can read the words before it). Ensure they can read all the words before they move on.

### Reading

- Starfall – select Folk Tales and then select “The Little Rooster” (see padlet 3 - Tuesday). For today please read the book with your child (at the same time).
- This book has many of our tricky words in it and also some of our diagraphs, which they should spot and try to blend. Call out a diagraph and see can they find it. (oo, er, th, ar etc)
- If your child finds the book difficult, please use the alternative reading resource. We want to build their confidence, so do not worry if they cannot read these books. Plenty of practice is needed to build their confidence! <https://www.speld-sa.org.au/services/ponic-books.html>

### Blending/Dictation

- Call out these words and ask your child to write them (without looking at them).
- Put 2 of them in to a sentence.

• <u>Ma</u> rk <u>e</u> r	• <u>Ha</u> r <u>p</u>	• <u>ar</u> my (ee sound is at the end so it becomes a y)
• <u>sh</u> ar <u>p</u>	• <u>ar</u> t	• <u>st</u> ar <u>t</u>

### Gaeilge –

- siopadóir (shopkeeper) - Call out the word in Irish and ask them to draw a picture of it and use Seiseansí (Padlet 8)

### Aistear

- The Garden Centre
  - Listen to the story- The Enormous Turnip (padlet 6 - Tuesday)
  - Art – draw a turnip and use hand tracing to create the top of the turnip. See picture on padlet for art idea. (padlet 7 – Tuesday)

## Wednesday

### Maths – Addition with the Number 8 (using 3 numbers on the number line)

- Revise formation of all numbers 0-8, using crayons, pencil, iPad etc
- Counting Game – Padlet 1 (Wednesday)
- Maths Activity Sheet – adding with the number 8/number line. (see below)

### Phonics/Diagraphs

- Revise all sounds – diagraphs, point to each sound and ask your child to recall it. Do this on a daily basis. If they get stuck on a sound, give them a word with the sound in it.
- Revise the jolly phonics sounds (most of our diagraph sounds from this year, start at approx 8 minutes) <https://vimeo.com/106231366>
- Second sound of the week “oo.” Name words that have this sound in it (spoon, broom, moon etc). Ask them to write some of these words, using different colours for the ‘oo’ sound. This sound makes 2 sounds long (Spoon) and short (good).
- Video to help with “oo” sound. (see Padlet 3 Wednesday)

### Writing/Letter formation

- Write the upper case A in a copy and practice the formation of this letter.
- Think of names and places that might start with this capital letter. Remind the children that we use a capital letter for names, places, months and days of the week. (Ann, Amber, April, August, Australia etc)
- Revise letter formation online – (See Padlet 5 Wednesday)

### Tricky Words

- Each child will be at a different place with their tricky words. Please continue working through the list below. Give 3 new words each week (only if they can read the words before it). Ensure they can read all the words before they move on.

### Reading

- Starfall – Starfall – select Folk Tales and then select “The Little Rooster” (see padlet 2 – Wednesday).
- This book has many of our tricky words in it and also some of our diagraphs, which they should spot and try to blend. Call out a diagraph and see can they find it. (oo, er, th, ar etc)
- For today ask your child to begin reading this book on their own (assist when they are stuck). If your child finds the book difficult, please use the alternative reading resource. We want to build their confidence, so do not worry if they cannot read these books. Plenty of practice is needed to build their confidence!  
<https://www.speld-sa.org.au/services/phonics-books.html>

### Blending/Dictation

Ask your child to read these words

Long 'oo'	• spoon	• moon	• cool
Short 'oo'	• good	• look	• foot

## **Gaeilge**

Sparán (purse).

Call out the word in Irish and ask them to draw a picture of it and use Seiseansí (padlet 4 - Wednesday)

## **Aistear**

- The Garden Centre –
  - Turnip – Sequence the story of ‘The Enormous Turnip’ (see the activity sheets below).

## **Thursday**

### **Maths – Number formation and Time**

- Revise formation of all numbers 0-8, using crayons, pencil, iPad etc
- Revise time with your child – see padlet 1 and 2 – Thursday.
- Clocks – big hand and small hand, hour and minute.
- Clocks – activity sheet (below)

### **Phonics/Diagraphs**

- Revise all sounds – diagraphs, point to each sound and ask your child to recall it. Do this on a daily basis. If they get stuck on a sound, give them a word with the sound in it.
- Listen to the ‘oo’ sound video and sing the song. (11 minutes 20 secs)  
<https://vimeo.com/106231366>
- Write some ‘oo’ words on draw pictures to match the words.
- Put 2 of these words in to a sentence and write the full sentence. Focus on getting the letters on the line, finger spaces, capital letter and a full stop.

### **Writing/Letter formation**

- Practice writing the capital A and small a on a page, copy, in sand or on a whiteboard.
- Activity sheet – handwriting – capital A (see below).
- Revise letter formation online – (See Padlet 4 Thursday). This is a great way to practice the formation of A and it can be used on the iPad.

### **Tricky Words**

- Each child will be at a different place with their tricky words. Please continue working through the list below. Give 3 new words each week (only if they can read the words before it). Ensure they can read all the words before they move on.

### **Reading**

- Starfall – Starfall – select Folk Tales and then select “The Little Rooster”. (see padlet 3 - Thursday) For today allow the child to read the book, correct any errors at the end and go over words that they found tricky) If your child finds the book difficult, please use the alternative reading resource. We want to build their confidence, so do not worry if they cannot read these books. Plenty of practice is needed to build

their confidence! <https://www.speld-sa.org.au/services/phonics-books.html>

### Blending/Dictation

- Call out these words and ask your child to write them.
- Put 2 of them in to a full sentence.

• moonlit	• classroom	• broom
• book	• wool	• hood

### Gaeilge

- Barra seacláide (bar of chocolate). Call out the word in Irish and ask them to draw a picture of it and use Gaeilge (padlet 5 - Thursday)

### Aistear –

- The Garden Centre - Pick 1 art activity for today.
  - Art – daisy – construct a daisy using white paper and colour
  - Art – draw a daisy.

## Friday

### Mental Maths – Friday

- Friday will be ‘Mental Maths’ day. This will include activities to help them revise and consolidate all the concepts and topics studied in Junior and Senior Infants.
- This will help to prepare the children for activities in first class. It is aimed towards first class, so your child will need assistance at first to understand that they must read the question and present the answer. The child is not expected to be able read the questions, but they can have a go at it, with your help. They will eventually become more comfortable with reading the questions and the layout.
- Mental Maths – activity sheets – below.

### Phonics/Diagraphs

- Revise all sounds – diagraphs, point to each sound and ask your child to recall it. Do this on a daily basis. If they get stuck on a sound, give them a word with the sound in it.
- Listen to the ‘oo and ‘ar’ sound videos from Monday and Wednesday.  
<https://vimeo.com/106231366>
- Phonics – Activity sheet – ‘oo’ sound. (see below) (short ‘oo’ sounds such as cook, book, should be coloured in orange and long ‘oo’ sounds such as spoon, boots should be coloured in blue).

### Writing/Letter formation

- My News – write your news from this week. This is time for them to focus on tidy handwriting. Writing rules – no floating letters, use a capital letter, use a full stop and use finger spaces.
- At this point we would begin writing our second name, please use this time to sit with your child and practice writing their second name with them. If they can do this

already, please practice writing their address. This will be a Friday activity until the end of the year.

- Revise letter formation online (Capital E and A) – (See Padlet 4 Monday for the app to practice this, using the iPad.)

### Tricky Words

- Each child will be at a different place with their tricky words. Please continue working through the list below. Give 3 new words each week (only if they can read the words before it). Ensure they can read all the words before they move on. I will add activities for helping your child learn tricky words to the Padlet.

### Reading

Please read the book “Ned and the Bandits”. This book helps with some sounds that we are studying, or alternatively select a couple of pages from a book at home and ask someone to read it to them and then ask them to read a page or 2. (See padlet 2 – Friday)

### Gaeilge –

Revise the 4 new words from this week and call out the word in Irish and ask them to draw a picture of it and use Gaeilge (padlet 4).

**Aistear** – The Garden Centre – This month we are learning all about ‘The Garden.’

- (Padlet 5 – Friday) Plant and flower hunt. Go outside and search for some flowers and plants. Discuss the names of different flowers. **(checklist below)**

### Extra Activities – linked to Aistear topic – The Garden Centre

#### Poem

#### **Incy Wincy Spider**

*Incy Wincy Spider  
Climbed up the water spout.  
Down came the rain,  
And washed the spider out.*

*Out came the sun,  
And dried up all the rain.  
And Incy Wincy Spider  
Climbed up the spout again.*

#### **Story (Big Book for Aistear theme)**

The Enormous Turnip  
<https://www.youtube.com/watch?v=mGw5yTOPTSQ>

#### **Song (There’s Something in my Garden)**

<https://www.youtube.com/watch?v=88reJzTyWv4>

**Mindfulness/Active Ideas – try these alternatives to learning also. Take a break, print this and colour in an activity when you do it.**

Try Cosmic Yoga	Play Limbo – set up a bar around the	Try some skipping. See how many you can do.
-----------------	--------------------------------------	---------------------------------------------

	house that you can go under. See how low you can go!	
Fitness alphabet. Make up your own exercise for each letter and spell your name.	Make up a dance to your favourite song.	PE with the Body Coach
Practice throwing and catching a ball (or teddy).	Use playdoh to make your favourite animal.	Family Walk within 2km.
Just Dance for kids (youtube)	Draw hopscotch outside and practice your hopping and jumping.	Practice gymnastics at home. <a href="https://www.flairgymnasticsanddance.com/">https://www.flairgymnasticsanddance.com/</a>
Do 10 jumping jacks	Play Simon Says	Play musical statues with your family.
Do 10@10.	Go Noodle	Do some zumba.

### List of Diagraphs to Revise

ch, sh, th/th, oo/oo, ue, ng, er, ar, oa/ow, ie, ai, ou, ee, or, oi/oy, ou, qu, wh (see padlet for Jolly phonics songs)

**Tricky Words ( Daily Practice)** – each child will be on a different word. Please go through the list and check if the child can read the words without hesitation. Stop on the word if they can not read the word and read this word with them every day, put it around the house so they can see it and move on to the next word once they can read it.



### Tricky Word Spelling Lists

1. I  
2. the  
3. he  
4. she  
5. me  
6. we  
7. be  
8. was  
9. to  
10. do  
11. are  
12. all

13. you  
14. your  
15. come  
16. some  
17. said  
18. here  
19. there  
20. they  
21. go  
22. no  
23. so  
24. my

25. one  
26. by  
27. only  
28. old  
29. like  
30. have  
31. live  
32. give  
33. little  
34. down  
35. what  
36. when

37. why  
38. where  
39. who  
40. which  
41. any  
42. many  
43. more  
44. before  
45. other  
46. were  
47. because  
48. want

49. saw  
50. put  
51. could  
52. should  
53. would  
54. right  
55. two  
56. four  
57. goes  
58. does  
59. made  
60. their

61. once  
62. upon  
63. always  
64. also  
65. of  
66. eight  
67. love  
68. cover  
69. after  
70. every  
71. mother  
72. father



Mon

## All About Number 8 Number Formation Activity



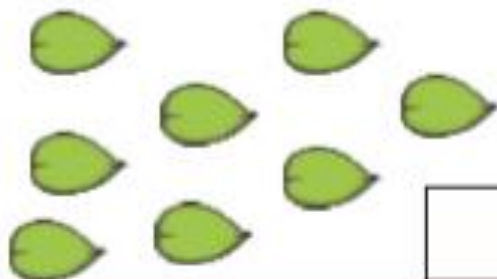
How many fingers are being shown?



How many counters are in the ten-frame?



How many leaves can you see?



How many ladybirds are there?



Mon

## Maths: All about the Number Eight

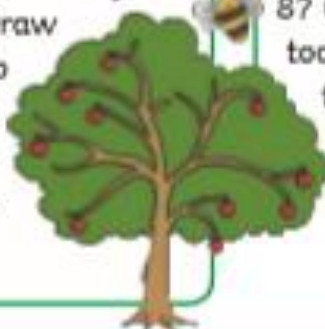
Home Learning Challenges



Hidden around the page are 8 bees. Can you find them all? Can you draw a flower for each bee? How many flowers did you draw?

8

There were 10 apples growing on a tree. If 2 fall to the ground, how many would be left on the tree? Draw a picture to help you work out the answer.



Have a look at a reading book. Can you find the page numbers? Can you find page 8? Can you see the number 8 on this page too? Can you trace over the numbers at the bottom of the page? You could try writing the number 8 on your own too.



Make a cake with a grown-up. Spread some icing over the top and then for decorations, use some chocolate buttons or small sweets. Can you add 8 decorations on to the top of your cake?



Octopuses are sea creatures. Can you find out why the number 8 is special for an octopus? Draw a picture of an octopus to show what you find out.



Spiders have 8 legs. Make a model spider using playdough, paper or empty packaging. You could use an empty yoghurt pot or section of egg box, or playdough and pipe cleaners. Count the legs carefully as you add them to your model. We would love to see your model spiders!



Man



## Unit 4 The Garage

/ar/ sound



Match the pictures with the /ar/ sound to the car.



Read the sentences. Circle the 'ar' words. Draw pictures.

The guard dog is barking in the garden.

The farmer's car is parked in the yard.

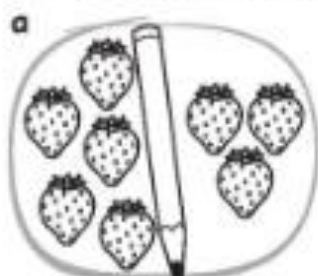


Tues

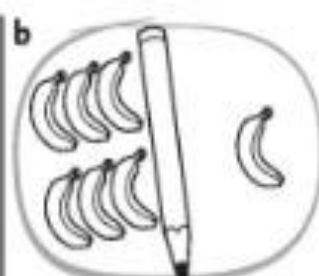
## Partition (totals up to 8)

See Pupil's Book (page 56)

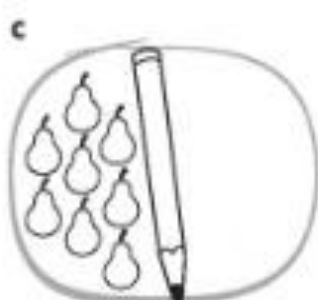
Count. Add. Write.



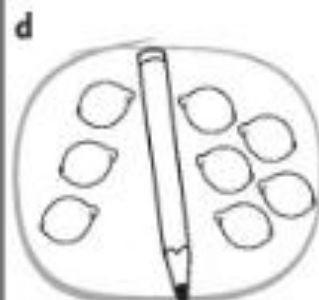
$$\square + \square = \square$$



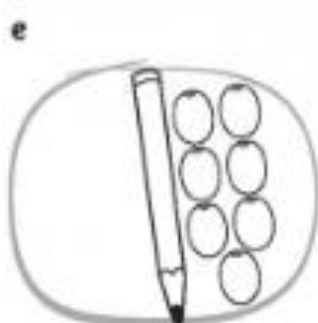
$$\square + \square = \square$$



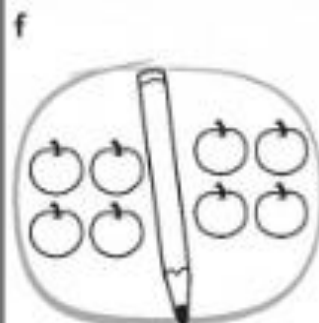
$$\square + \square = \square$$



$$\square + \square = \square$$



$$\square + \square = \square$$



$$\square + \square = \square$$

Tues

ar ar AR AR ar ar ar



Read. Colour the correct pictures.



barber



guitar



marker



caravan



harp



garden



Write the letters to complete the words.



\_\_\_ arp

\_\_\_ ark

\_\_\_ arf

\_\_\_ arden

\_\_\_ arch

\_\_\_ armer

I can read 4 words with the 'ar' sound.



# Tues



and write now • Susan Roberts



Eddy elf has a hen.

Write a sentence using some e words. Draw a picture of it.

• \_\_\_\_\_  
\_\_\_\_\_



**W.A.L.T.**

- Form the capital letter 'E' and write small letter 'e'.
- Read and write a sentence that starts with 'E' and uses the e word.
- Identify capital letters at beginning of sentence.


Wedns

# Count on (add totals up to 8)

See Pupil's Book  
(page 59)

Count on. Add. Write.


a



1	2	3	4	5	6	7	8
---	---	---	---	---	---	---	---

$2 + 2 + 2 = \square$


b



1	2	3	4	5	6	7	8
---	---	---	---	---	---	---	---

$3 + 2 + 2 = \square$


c



1	2	3	4	5	6	7	8
---	---	---	---	---	---	---	---

$2 + 4 + 2 = \square$


d



1	2	3	4	5	6	7	8
---	---	---	---	---	---	---	---

$1 + 6 + 1 = \square$


e



1	2	3	4	5	6	7	8
---	---	---	---	---	---	---	---

$2 + 2 + 4 = \square$


f



1	2	3	4	5	6	7	8
---	---	---	---	---	---	---	---

$3 + 2 + 3 = \square$


g



1	2	3	4	5	6	7	8
---	---	---	---	---	---	---	---

$4 + \square + \square = \square$

h



1	2	3	4	5	6	7	8
---	---	---	---	---	---	---	---

$\square + \square + \square = \square$



# Thurs

What time is it?



3 o'clock



3 o'clock



1 o'clock



7 o'clock



2 o'clock



9 o'clock



4 o'clock



10 o'clock



8 o'clock



6 o'clock



5 o'clock



11 o'clock



12 o'clock


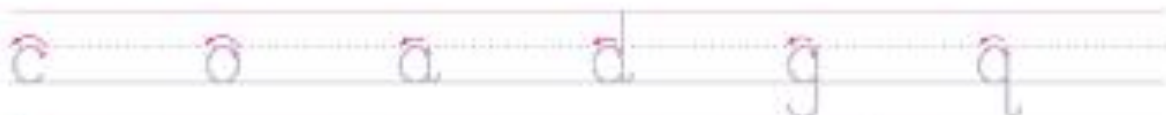
# Thurs



All rights reserved • © 2015



\_\_\_ist  
\_pple



Write a sentence using some a words. Draw a picture of it.

 **W.A.L.T.**

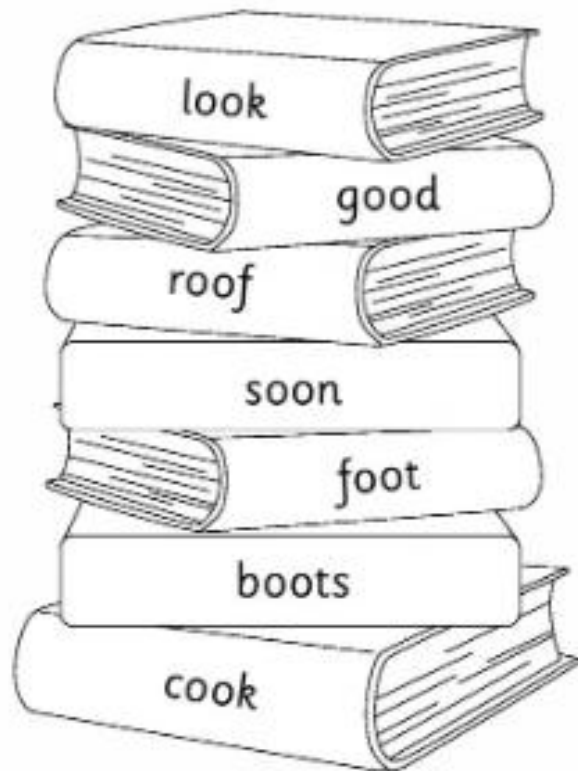
- Form the capital letter 'A' and revise small letter 'a'.
- Read and write a sentence that starts with 'A' and uses the 'a' sound.
- Identify capital letter at beginning of sentence.

Fri

/oo/ sound: oo



Read. Colour the short oo words **orange**.  
Colour the long oo words **blue**.



Choose long and short oo words from the above exercise.  
Put each one into a sentence.

1. \_\_\_\_\_
2. \_\_\_\_\_
3. \_\_\_\_\_

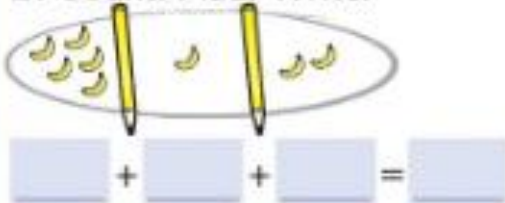
I can read 4 words with the long oo and short oo sounds.



Fri

1. Tomorrow is

2. Count. Add. Write.



3. Draw a sphere.

4.  $6 + 2 = \square$



5. Match each picture to the correct season.



winter



summer

6. Number these sets from smallest to largest.



7. True  or false ?



8. Draw more balloons so that the clown has 7.




### Problems

9. Match the words 'first' and 'last' to the place the cyclist is coming in the race.



10. Yesterday was Thursday.



Irish words for the week – ag siopadóireacht (shopping)

Mon

114

airgead

N.Shins. | Ceacht 11, 18




Tues

115

siopadóir

N.Shins. | Ceacht 11, 18




Wedns

116

sparán

N.Shins. | Ceacht 11, 18



Thurs

117

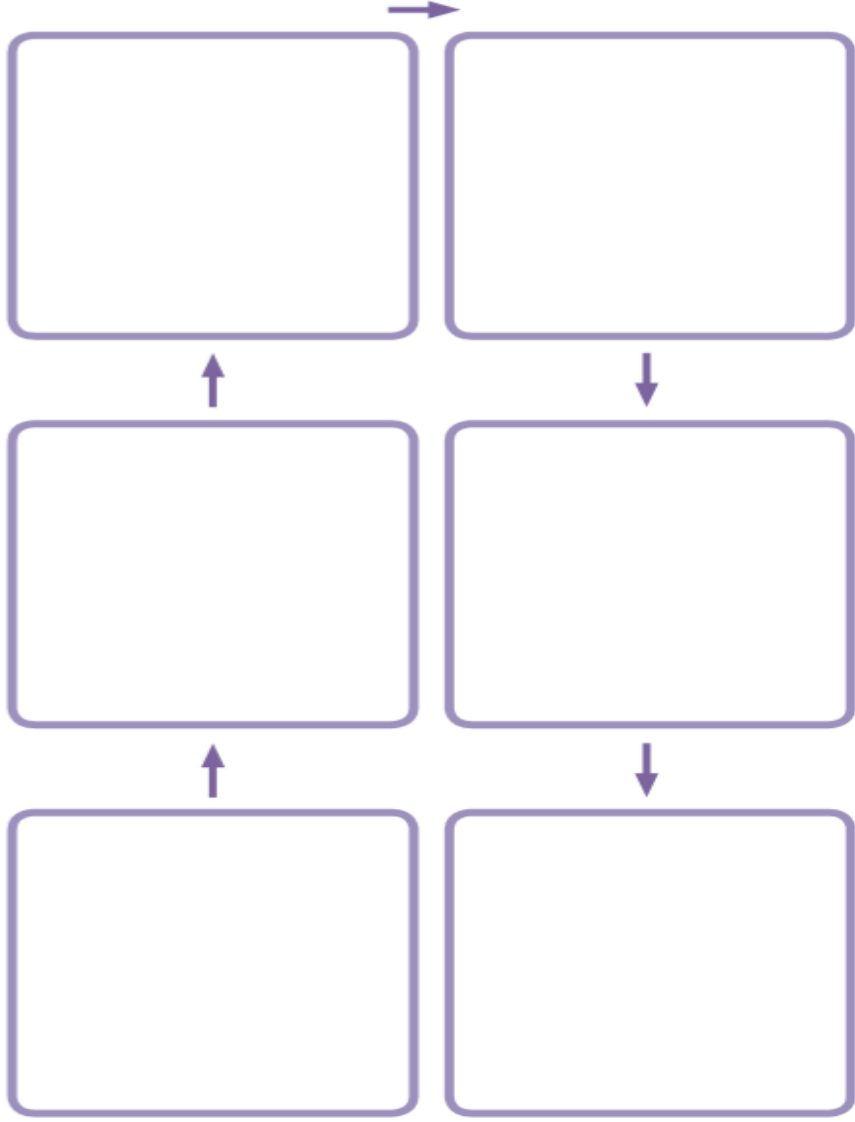
barra seacláide

N.Shins. | Ceacht 11



Wedns

Turnip Growth Sequencing



Fri

## Plants and Flowers Hunt Sheet



Tick the plants and flowers that you have found!



daisy



buttercup



clover



nettle



dandelion



ivy



bramble



rose



bluebell



dog rose



sunflower



poppy