

Mon

### All about the Number...



Roll a dice until you throw a number 6. Draw the dotted dice pattern.

Find 6 objects in the classroom. What did you find? Draw it here.

Draw 6 bones for the dog.




Can you see the number 6 in the classroom? Draw where you can see it.

# six



Which sweet jar has 6 sweets? Circle the correct jar.



Tues

story of 6 (six)



Strand one: Analysis of number combining

Language: one of ... together make, plus, is the same as, equals, is equal to

Wed

## Combine (totals up to 6)

Count the number in each set. Add and write.













3

+

3

=

6

<p><b>a</b></p> <div style="display: flex; justify-content: space-around;"> <div style="border: 1px solid gray; padding: 5px; text-align: center;">  </div> <div style="border: 1px solid gray; padding: 5px; text-align: center;">  </div> </div> <p style="text-align: center;"> <input type="text"/> and <input type="text"/> make <input type="text"/>  <input type="text"/> + <input type="text"/> = <input type="text"/> </p>	<p><b>b</b></p> <div style="display: flex; justify-content: space-around;"> <div style="border: 1px solid gray; padding: 5px; text-align: center;">  </div> <div style="border: 1px solid gray; padding: 5px; text-align: center;">  </div> </div> <p style="text-align: center;"> <input type="text"/> and <input type="text"/> make <input type="text"/>  <input type="text"/> + <input type="text"/> = <input type="text"/> </p>
<p><b>c</b></p> <div style="display: flex; justify-content: space-around;"> <div style="border: 1px solid gray; padding: 5px; text-align: center;">  </div> <div style="border: 1px solid gray; padding: 5px; text-align: center;">  </div> </div> <p style="text-align: center;"> <input type="text"/> and <input type="text"/> make <input type="text"/>  <input type="text"/> + <input type="text"/> = <input type="text"/> </p>	<p><b>d</b></p> <div style="display: flex; justify-content: space-around;"> <div style="border: 1px solid gray; padding: 5px; text-align: center;">  </div> <div style="border: 1px solid gray; padding: 5px; text-align: center;">  </div> </div> <p style="text-align: center;"> <input type="text"/> and <input type="text"/> make <input type="text"/>  <input type="text"/> + <input type="text"/> = <input type="text"/> </p>
<p><b>e</b></p> <div style="display: flex; justify-content: space-around;"> <div style="border: 1px solid gray; padding: 5px; text-align: center;">  </div> <div style="border: 1px solid gray; padding: 5px; text-align: center;">  </div> </div> <p style="text-align: center;"> <input type="text"/> and <input type="text"/> make <input type="text"/>  <input type="text"/> + <input type="text"/> = <input type="text"/> </p>	<p><b>f</b></p> <div style="display: flex; justify-content: space-around;"> <div style="border: 1px solid gray; padding: 5px; text-align: center;">  </div> <div style="border: 1px solid gray; padding: 5px; text-align: center;">  </div> </div> <p style="text-align: center;"> <input type="text"/> and <input type="text"/> make <input type="text"/>  <input type="text"/> + <input type="text"/> = <input type="text"/> </p>

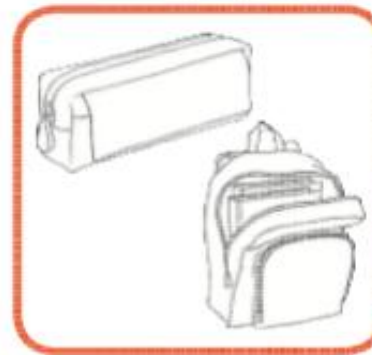
Fri

## What's Heavy in My Classroom?

Colour the heavier object green.

Colour the lighter object blue.

Hold each pair of objects to find out which one is heaviest:



Tues

Name: \_\_\_\_\_

Date: \_\_\_\_\_

Trace Ll.

Tracing practice for uppercase 'L' and lowercase 'l'. The first row shows a solid 'L' followed by five dashed 'L's. The second row shows a solid 'L' followed by five dashed 'L's. The third row shows a solid 'L' followed by five dashed 'L's. The fourth row shows a solid 'l' followed by five dashed 'l's. The fifth row shows a solid 'l' followed by five dashed 'l's. The sixth row shows a solid 'l' followed by five dashed 'l's. The seventh row shows a solid 'l' followed by five dashed 'l's.

Thurs

Name: \_\_\_\_\_

Date: \_\_\_\_\_

Trace Jj.



Jacket



Jay



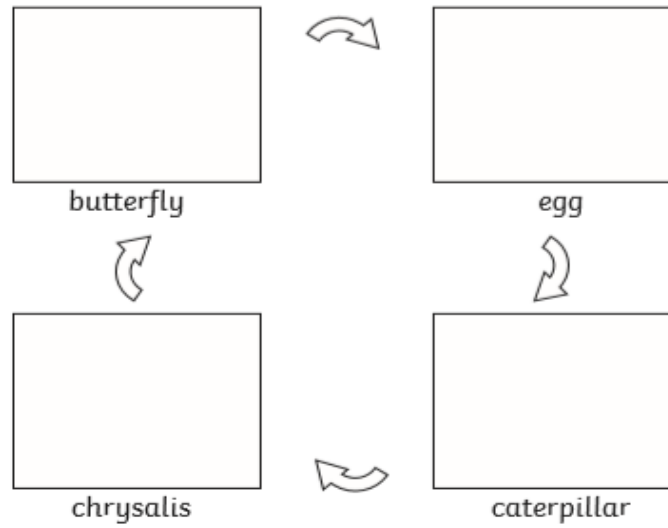
Jar

Tracing practice for uppercase 'J' and lowercase 'j'. The first row shows seven dashed uppercase 'J's. The second row shows seven dashed uppercase 'J's. The third row shows seven dashed lowercase 'j's. The fourth row shows seven dashed lowercase 'j's.

Fri

Fri

## Life Cycle of a Butterfly




Gaeilge Words for the week – teach 1  
a day. Revise all on a Friday.

073

úll


N.Shins. | Ceacht 6, 8, 11



036

arán

N.Shins. | Ceacht 3, 6, 11



074

(buidéal) bainne N.Shins. | Ceacht 6, 11, 21



109

ciseán N.Shins. | Ceacht 11

