

Please follow the link to a Padlet that I have created. This allows easier access to websites and resources. I have done this on a day to day basis. I have also created sections for PE, ART and fine motor if you scroll across on it. <https://padlet.com/msbridgesballindaggin/9018pwqig67mv0rd>

Monday:

- 1. Maths –
Ipad - Counting Games – Bug Catcher (see padlet 1) **or alternatively** get 10-20 toys, blocks, stones etc and make 2 groups and ask them which group has more or less.
- 2. Writing –
Ipad – Aeroplane Writing (see padlet 2) **or alternatively** ask your child to write different letters in their copy (use a mix of lower case and upper case letters)
- 3. Reading-
Starfall – select Folk Tales and then select The Little Red Hen. (see padlet 3) For today allow your child to listen to the audio of this book and then allow them to read it with your help **or alternatively** select a couple of pages from a book at home and ask someone to read it to them and then ask them to read a page or 2.
- 4. Phonics –
Phonics pop – (sh, ch, th) – the child will search for these sounds during the activity (see padlet 4). Ask them to write words with sh, ch, th in it and draw a picture for each of the words.
- 5. Gaeilge –
ag scríobh, ag snámh, ag ithe (see picture below). Call out the word in Irish and ask them to draw a picture of it.
- Aistear – The Pet Shop/The Zoo –
Ideas - Construct a zoo using building blocks or any materials available. Additional materials could be supplied such as straw, green shredded paper or sheets of green paper and plastic zoo animals. Kids could create labels for animals or signs such as 'Do Not Feed'. Kids could also create information posters; drawing and labelling various zoo animals

Tuesday

- 1. Maths –
Ipad - Capacity – Fill the Bath (see padlet 1) **or alternatively** just use household items and use different size items to fill them up. Ask your child to estimate first and then measure.
- 2. Writing –
Ipad – Writing letters (see padlet 2) **or alternatively** ask your child to write the lower case letters to match the upper case letters in their copy.
- 3. Reading-

Starfall – select Folk Tales and then select The Little Red Hen. (see padlet 3) For read the book with your child (at the same time) **or alternatively** select a couple of pages from a book at home and ask someone to read it to them and then ask them to read a page or 2.

- 4. Phonics –
Phonics pop – (wh, ai, ay) – the child will search for these sounds during the activity (see padlet 3). Ask them to write words with (wh, ai, ay) in it and draw a picture for each of the words.
- 5. Gaeilge –
ag seinm, ag imirt peile, ag léim (see picture below). Call out the word in Irish and ask them to draw a picture of it and use Seiseansí (padlet 8)
- 6) Aistear – The Pet Shop/The Zoo –
 - Listen to the story- Giraffes Can't Dance (padlet 6)
 - Art – draw a Giraffe (padlet 7) **or alternatively** print the giraffe picture below and colour in or paint the spots using cotton buds/thumb, using brown paint.

Wednesday

- Maths –
Ipad – Money Sorting – (see padlet 1) **or alternatively** just use coins from home and sort them in to different groups.
- Writing –
My News – focus on capital letters and full stops. Ask your child to write roughly 3 sentences.
- Reading-
Starfall – select Folk Tales and then select The Little Red Hen. (see padlet 2) For today ask you child to begin reading this book on their own (assist when they are stuck) **or alternatively** select a couple of pages from a book at home and ask someone to read it to them and then ask them to read a page or 2.
- Phonics –
Phonics pop – (a_e, ow, oa) – the child will search for these sounds during the activity (see padlet 3). Ask them to write words with (a_e, ow, oa) in it and draw a picture for each of the words.
- Gaeilge –
Ag sugradh, ag léamh, ag caoineadh (see picture below). Call out the word in Irish and ask them to draw a picture of it and use Seiseansí (padlet 4)
- Aistear – The Pet Shop/The Zoo –
 - Show and label the parts of a Monkey (see worksheet below)
 - Monkey Facts (padlet 5)

Thursday

- Maths –
Ipad – Caterpillar Count – (see padlet 1) **or alternatively** write the numbers 1-10 on paper, cut it up and ask the children to match the number to different items in the house (eg find 4 blocks, 7 spoons etc)
- Writing –
Ipad – Matching letters (see padlet 2) **or alternatively** ask your child to write some capital letters, cut them up and ask them to match them to different items around the house.
- Reading-
Starfall – select Folk Tales and then select The Little Red Hen. (see padlet 3) For today allow the child to read the book, correct any errors at the end and go over words that they found tricky) **or alternatively** select a couple of pages from a book at home and ask someone to read it to them and then ask them to read a page or 2.
- Phonics –
Phonics pop – (o_e, oy, oi) – the child will search for these sounds during the activity (see padlet 4). Ask them to write words with (o_e, oi, oy) in it and draw a picture for each of the words.
- Gaeilge –
ag damhsa, ag canadh, ag rith(see picture below). Call out the word in Irish and ask them to draw a picture of it and use Gaeilge (padlet 5)
- Aistear – The Pet Shop/The Zoo –
 - Show and label the parts of an elephant (see worksheet below)
 - Monkey Facts Video (padlet 5)

Friday

- Maths –
Ipad – Cocunt Ordering – (see padlet 1) **or alternatively** write the numbers 1-10 on paper, cut it up and ask the children to order them.
- Writing –
Worksheet – letter and phonics (ai)
- Reading-
Mig and Matt (padlet 2)
or alternatively select a couple of pages from a book at home and ask someone to read it to them and then ask them to read a page or 2.
- Phonics –
Phonics pop – (ie and igh) – the child will search for these sounds during the activity (see padlet 3). Ask them to write words with (ie and igh) in it and draw a picture for each of the words.

- Gaeilge –
Ag ól, ag scuabadh, ag péinteál (see picture below). Call out the word in Irish and ask them to draw a picture of it and use Gaeilge (padlet 4)
- Aistear – draw a picture of your favourite animal

Poem

Five Little Monkeys

Five little monkeys jumping on the bed,
One fell off and bumped his head.
Mama called the Doctor and the Doctor said,
'No more monkeys jumping on the bed!

Repeat the rhyme, counting down from three
little monkeys to one little monkey...)

(One little monkeys jumping on the bed,
He fell off and bumped his head.
Mama called the Doctor and the Doctor said,
'Put those monkeys straight to bed!'

Song

We Are Going to the Zoo - Song

<https://www.youtube.com/watch?v=2FSqxFQISGk>

Story

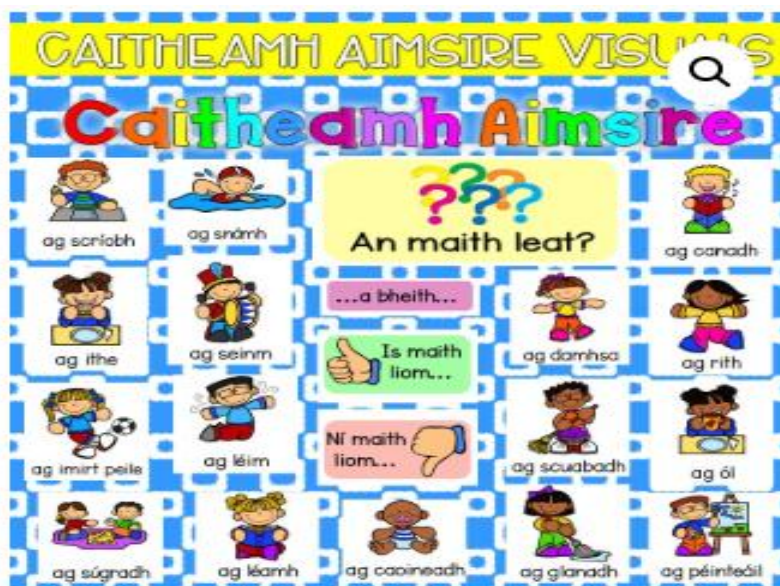
Giraffe's Can't Dance

<https://www.youtube.com/watch?v=hf3OHNUiG4k>


Mindfulness – try these alternatives to learning also. Take a break, print this and colour in an activity when you do it.

Set the table for lunch or dinner.	Bring your teddies/toys outside for a picnic.	Keep fit – do 10@10.
Make an obstacle course outside.	Make up a dance to your favourite song.	Sweep the kitchen floor.
Set up a classroom with your teddies and teach them something.	Use playdoh to make your favourite animal.	Make a jigsaw.
Build the tallest tower using lego/blocks/other toys.	Draw hopscotch outside and practice your hopping and jumping.	Go on a mini-beast hunt.
Dress up and have fun.	Tidy up your bedroom.	Write a shopping list.
Play your favourite board game.	Draw a picture of your favourite toy or animal.	Bake something nice.


Gaeilge/Irish – Visual - Words



Aistear – Label the Animal Parts




Monkey




© 2017 Gill Education

Elephant



© 2017 Gill Education



English – Friday Worksheet –Phonics

ain ain ain ain **Phonograms: -ain**

Name the pictures. Colour the -ain pictures.

Match the words to the correct pictures.

	train	
	chain	
	pain	
	rain	
	stain	

30 Recognise and read words belonging to the -ain family.
Reading – Understanding (LO 4, 5)

List of Diagraphs to Revise

ch, sh, th/*th*, oo/*oo*, ue, ng, er, ar, ee, oa/*ow*, ie, ai, ou, or, oi/*oy*, ou, qu, wh

Tricky Words (Daily Practice) – each child will be on a different word. Please go through the list and check if the child can read the words without hesitation. Stop on the word if they can not read the word and read this word with them every day, put it around the house so they can see it and move on to the next word once they can read it.

1. I	13. you	25. one
2. the	14. your	26. by
3. he	15. come	27. only
4. she	16. some	28. old
5. me	17. said	29. like
6. we	18. here	30. have
7. be	19. there	31. live
8. was	20. they	32. give
9. to	21. go	33. little
10. do	22. no	34. down
11. are	23. so	35. what
12. all	24. my	36. when
37. why	49. saw	61. once
38. where	50. put	62. upon
39. who	51. could	63. always
40. which	52. should	64. also
41. any	53. would	65. of
42. many	54. right	66. eight
43. more	55. two	67. love
44. before	56. four	68. cover
45. other	57. goes	69. after
46. were	58. does	70. every
47. because	59. made	71. mother
48. want	60. their	72. father

