

Monday JUNIOR INFANTS

****Sounds** Go through Sounds copy and keep practicing the sounds that we have learned so far

(s,a,t,i,p,n,c,k,e,h,r,m,d,g,o,u,l,f,b,j,q,u,v,w,x,y,z).

- Name things that start with these sounds.
- Listen to some of the Jolly Phonics songs. They are all on this website: <https://vimeo.com/106231366>

****Letter Formation**

- Practice writing the letter 'i' in a copy or on a page.
- Form letter correctly. Name / draw things that start with that letter.
- Revise letter formation on this website <https://www.doorwayonline.org.uk/literacy/letterformation/>

Tricky Words

Practice all Tricky words that are in the word bag so far. The list is below should you need them.

Blending Read the following words.

in	lip	it	lit	is
ink	hip	fin	sip	rip

Dictation – Hear, sound out and write

Call out the words as above. Your child should sound out the words and write them themselves – Forming every letter correctly.

Read – this link will bring you to a book . https://www.speld-sa.org.au/images/iPadPDF/yes_no.pdf

Written activities / Worksheets – (if you have printer access)

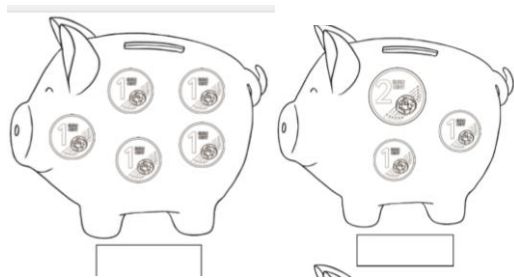
- Revision sheet t,a,s,m,i,h beginning letters. (see below)

Freewriting

- Write simple words that you know – free writing.

Maths Money.

Get some coins – 1c, 2c, 5c. Put under paper, use a pencil on its side or a crayon to shade over them. Put some coins together like below, ask child how much.



Online games - this is a brilliant website. <https://ie.ixl.com/math/jr-infants> **Pick and choose different games.**

Number Formation

- Practice [number formation](https://www.doorwayonline.org.uk/literacy/letterformation/). Write the numbers 0-5 correctly, starting in the right place and forming correctly.
- Practice Number Formation on this website.
<https://www.doorwayonline.org.uk/literacy/letterformation/>

Art Draw a puppy. Video link to help – https://www.youtube.com/watch?v=aTzoNNf_As

Tuesday

****Sounds** Go through Sounds copy .Name things that start with these sounds.

- Listen to some of the Jolly Phonics songs. They are all on this website: <https://vimeo.com/106231366>

****Letter Formation**

- Practice writing the letter '**n**' in a copy or on a page.
- Form letter correctly. Name / draw things that start with that letter.
- Revise letter formation on this website <https://www.doorwayonline.org.uk/literacy/letterformation/>

Tricky Words

Practice all Tricky words that are in word bag so far. The list is below should you need them.

Blending Read the following words.

nip	no	net	next	ned
nest	<u>n</u> ail	not	nut	<u>n</u> ails

Dictation – Hear, sound out and write

Call out the words as above. Your child should sound out the words and write them themselves – Forming every letter correctly.

Read. Click on the link to bring you to the book. https://www.speld-sa.org.au/images/iPadPDF/simon_says.pdf

Written activities / Worksheets.

- Worksheet - Circle the beginning letter (see below)

Freewriting

- Write some sentences about what you did yesterday, draw a picture.

Maths Money

- Coin rubbings - Rub over some coins using pencil or crayon.
- Put some coins together like yesterday 1c, 2c, 5c. Ask child how much.
- Stick price tags on some toys (all under 5c). Play shop. Help child to get the correct amount of money.
- Maths worksheet – How much money in each box? Add and write. (worksheet below)
- Practice Number Formation online on this website.
<https://www.doorwayonline.org.uk/literacy/letterformation/>

Art Draw a cat. Video link to help. <https://www.youtube.com/watch?v=y8oTyNH0bQk>

Active Time – Youtube: Cosmic Kids Yoga, Just Dance. The Body Coach is doing live workouts on his Youtube Channel.

Music – Down in the Jungle <https://www.youtube.com/watch?v=-zxcGKIMcOs>

Wednesday

****Sounds** Go through Sounds copy .Name things that start with these sounds.

- Listen to some of the Jolly Phonics songs. They are all on this website: <https://vimeo.com/106231366>

****Letter Formation**

- Practice writing the letter 'e' in a copy or on a page.
- Form letter correctly. Name / draw things that start with that letter.
- Revise letter formation on this website <https://www.doorwayonline.org.uk/literacy/letterformation/>

Tricky Words

Practice all Tricky words that are in word bag so far. The list is below should you need them.

Blending Read the following words

egg	best	peg	leg	fred
hem	pet	pest	stem	went

Dictation – Hear, sound out and write

Call out the words as above. Your child should sound out the words and write them themselves – Forming every letter correctly.

Read. Press link to bring you to the book. https://www.speld-sa.org.au/images/iPadPDF/simon_says.pdf

Written activities / Worksheets.

- Write the correct beginning, middle, ending letters. (see below for worksheet).

Freewriting

- Write out some of the tricky words from the word bag on a page.

Maths Money

- Put some coins together like yesterday.(using only 1c, 2c, 5c coins) Ask child how much.
- Stick price tags on some toys (all under 5c). Play shop. Help child to get the correct amount of money.
- Maths worksheet – Ring and colour the correct amount for each object. (worksheet below)
- Practice Number Formation online on this website.
<https://www.doorwayonline.org.uk/literacy/letterformation/>

Art Go on a nature walk (checklist/worksheet to tick off below) and draw a picture of what you saw.

Active Time – Youtube: Cosmic Kids Yoga, Just Dance. The Body Coach is doing live workouts on his Youtube Channel.

Music – Down in the Jungle <https://www.youtube.com/watch?v=-zxcGKIMcOs>

Thursday

****Sounds** Go through Sounds copy .Name things that start with these sounds.

- Listen to some of the Jolly Phonics songs. They are all on this website: <https://vimeo.com/106231366>

****Letter Formation**

- Practice writing the letter **'b'** in a copy or on a page. Remember the bed picture if there is any confusion!.



- Form letter correctly. Name / draw things that start with that letter.
- Revise letter formation on this website <https://www.doorwayonline.org.uk/literacy/letterformation/>

Tricky Words

Practice all Tricky words that are in word bag so far. The list is below should you need them.

Blending Read the following words

bed	beg	bit	bi <u>ll</u>	bus
ba <u>rt</u>	bark	barn	big	bend

Dictation – Hear, sound out and write

Call out the words as above. Your child should sound out the words and write them themselves – Forming every letter correctly.

Read. Press link to bring you to the book. <https://www.speld-sa.org.au/images/iPadPDF/ken.pdf>

Written activities / Worksheets. Blend the sounds, say the words (worksheet below).

Writing Write some sentences about the garden picture. Start every sentence with 'I see.....' (template below)

Maths Money

- Put some coins together like yesterday. Ask child how much.
- Stick price tags on some toys (all under 5c). Play shop. Help child to get the correct amount of money.
- Maths worksheet – Ring and colour the correct amount for that object. (worksheet below)
- Practice Number Formation online on this website.
<https://www.doorwayonline.org.uk/literacy/letterformation/>

Art collect some leaves and do leaf rubbings like you did with coins.

Active Time – Youtube: Cosmic Kids Yoga, Just Dance. The Body Coach is doing live workouts on his Youtube Channel.

Music – Down in the Jungle <https://www.youtube.com/watch?v=-zxcGKIMcOs>

Friday

****Sounds** Go through Sounds copy .Name things that start with these sounds.

- Listen to some of the Jolly Phonics songs. They are all on this website: <https://vimeo.com/106231366>

****Letter Formation**

- Practice writing the letter 'd' in a copy or on a page.
- Form letter correctly. Name / draw things that start with that letter.
- Revise letter formation on this website <https://www.doorwayonline.org.uk/literacy/letterformation/>

Tricky Words

Practice all Tricky words that are in word bag so far. The list is below should you need them.

Blending Read the following words

dog	dart	dan	daz	doll
den	dell	dip	dig	disk

Dictation – Hear, sound out and write

Call out the words as above. Your child should sound out the words and write them themselves – Forming every letter correctly.

Read. Click on the link to view the book. https://www.speld-sa.org.au/images/iPadPDF/pams_hat.pdf

Written activities / Worksheets.

- Name the pictures, circle the beginning letter (worksheet below)

Freewriting

- Write out some of the tricky words using the rainbow idea at the end of this document. (see below)

Maths Money

- Count forwards / backwards (0-10)
- Write the numbers 0-10 on small pieces of paper. Arrange in the correct order 0-10 and then backwards 10-0. Remove one and guess which is gone.
- Maths worksheet – count and colour (worksheet below)
- Practice Number Formation online on this website.
<https://www.doorwayonline.org.uk/literacy/letterformation/>

Art follow the lines – bring animals to their homes / food...(templates below)

Draw a picture / colour a picture.

Active Time – Youtube: Cosmic Kids Yoga, Just Dance. The Body Coach is doing live workouts on his Youtube Channel.

Music – Down in the Jungle <https://www.youtube.com/watch?v=-zxcGKIMcOs>


Mon



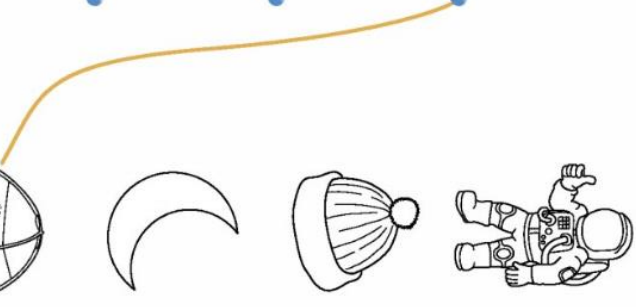
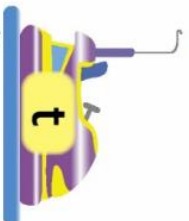

Revision t a s m i h

Beginning letters

Match the beginning letters to the correct pictures.



6



Recognise the letters and initial letter sounds.
Reading - Understanding (LO 5)

14

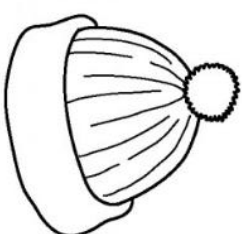
Tues



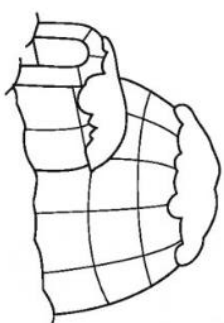
Name the pictures. Circle the beginning letters.



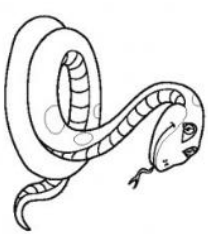
a t




s h



m i



s m



t m



h m



Recognise the letters and initial letter sounds.

15

Wed

CVC words



Write the correct beginning, middle and ending letters.

Beginning letters: c l p



__og

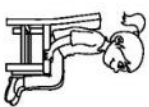


__ot



__ot

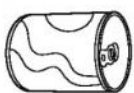
Middle letters: a e i



s__t



p__n



c__n

Ending letters: g p t



le__



ca__



ta__



Recognise the initial, medial and ending sounds.

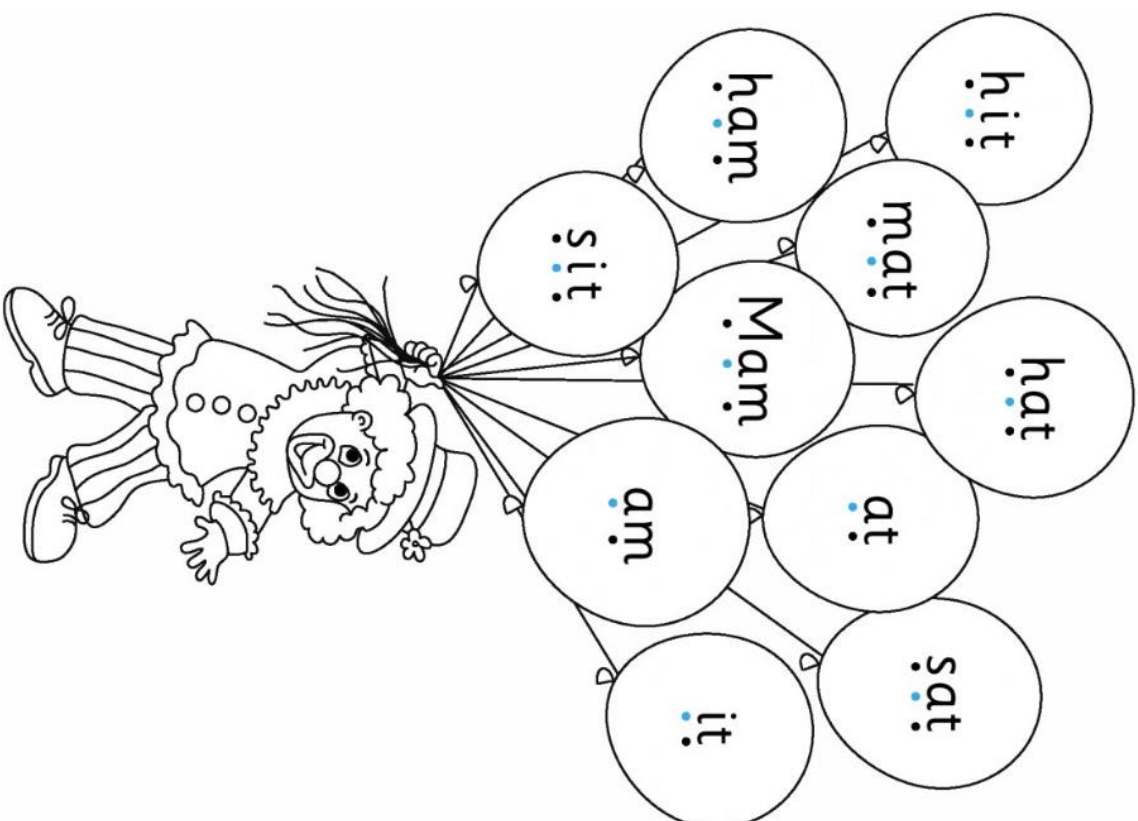
39

Thurs

Blending



Blend the sounds. Say the words. Colour them.



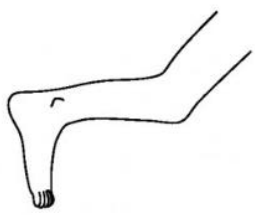
Blend the sounds together and read the words.

19

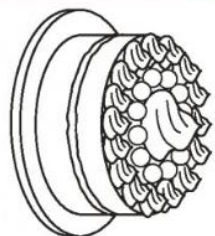
Beginning letters



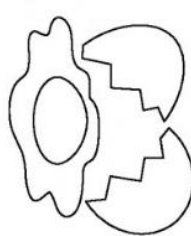
Name the pictures. Circle the beginning letters.



l
p



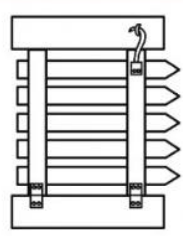
c
m



e
a




p
g



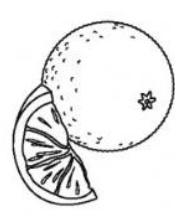
c
g



s
c



p
l



o
e



t
k

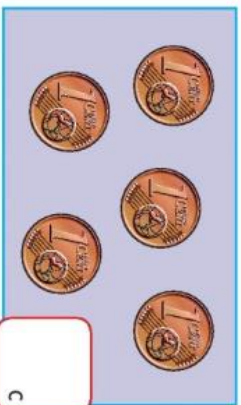



Recognise the letters and initial letter sounds.
Reading – Understanding (LO 5)

Tues

Money

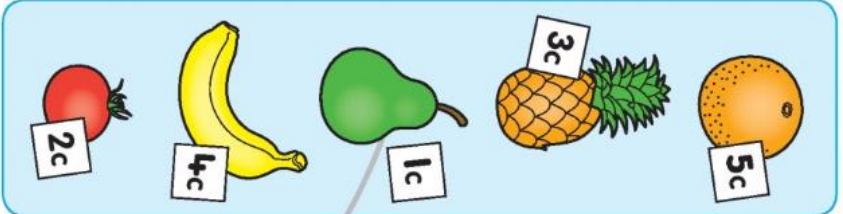
How much money is in each box? **Add and write.**



Wed

Money




Ring and colour the correct amount for each object. **Match.**



Tues

Money

Ring and colour the correct amount for each object.



Count and Colour

Read the number and colour the correct amount of objects in each row.

3



2



5




1



4





It is hot.

I see a watering can.

I see plants.

I see grass.


I see a

I see a

Spring Hunt Checklist

☐

blossom

☐

seedling

☐

flower bud

☐


flower

☐


daffodil

☐

insect

☐

bird

☐

lamb


☐

nest

☐

green leaf

Fireworks



Bring the animals to their food.




Bring the animals home.




Tricky Word Spelling Rainbow

This activity can be done with any of the Tricky Words.

Use the correct colours for each section. Write the target words on the clouds for the pupils and off they go!





Tricky Word Spelling Lists

- | | | |
|---------|-----------|------------|
| 1. I | 13. you | 25. one |
| 2. the | 14. your | 26. by |
| 3. he | 15. come | 27. only |
| 4. she | 16. some | 28. old |
| 5. me | 17. said | 29. like |
| 6. we | 18. here | 30. have |
| 7. be | 19. there | 31. live |
| 8. was | 20. they | 32. give |
| 9. to | 21. go | 33. little |
| 10. do | 22. no | 34. down |
| 11. are | 23. so | 35. what |
| 12. all | 24. my | 36. when |