

Monday 23rd March

English

- Word Study – Get an adult in the house to test you on the words below. Score yourself out of 16. Take note and remember the pattern (what do they all end with?) Practice the words using the following ways, just like we do in school – Rainbow writing, Pyramid writing, Staircase writing, Wordsearch writing, put the words in alphabetical order & put the words in sentences. Use www.wordsinasentence.com to look up the meaning of any words you are unsure of.

badge	edge	fudge	hedge
lodge	bridge	judge	fridge
porridge	ridge	smudge	dodge
budge	grudge	nudge	trudge

- Read for at least 10 minutes.
- Keep a Diary everyday to create a log of what you did during this time. Every evening write on a new page in a copy. Things to include: The day and date, what the weather is like, how you are feeling, what you get up to during the day, what did you hear on the news today and one kind thing/act you did for you or someone else (and anything else you would like to include).

Maths

- Practise your tables for 10 minutes using the Hit the Button game on Topmarks. Please follow this link to the website- <https://www.topmarks.co.uk/maths-games/hit-the-button> Make it more fun and challenge somebody at home to beat your high score. Hit the button may also be downloaded as an app on your phone. (2nd Class – begin on ‘number bonds’ and ‘make 10’. 3rd Class – begin on ‘Times Tables’ and ‘Tables up to 10’ and ‘Hit the Answer x2’)
- We were due to be learning about Symmetry – **Symmetry** is when an object looks the exact same on one side as the other. To see if an object is **symmetrical**, you draw a line of **symmetry** or a line dividing an object to show a perfect match on each side. It's like making a mirror image.’ In your copy complete p.64 B,C,D and E (found at the bottom of this document)

Gaeilge

- Watch a cartoon in Irish eg. Spongebob Squarepants or Dónall Dána (Horrid Henry) on Cúla4 <https://www.cula4.com/en/>

SESE

- Go to <https://www.dublinzoo.ie/news/dublinzoofun/> and click on the rhinoceros activity pack. Use <https://www.dublinzoo.ie/animals/our-animals/> to help you find the answers and either complete page 6 fill in the blanks or page 7 write 3 facts about this animal in your copy and draw a picture of one and colour it in.

Create a Time Capsule

- Find a shoe box/biscuit tin or a container at home as you are going to be creating a time capsule to record the events that are taking place at this time. Today design and decorate the outside of this box if you can.

Art

- Draw Three Spring Flowers by Following this step by step video <https://www.youtube.com/watch?v=2bYgLP47NCw>

PE

- Today's P.E. with Joe on The Body Coach TV <https://www.youtube.com/user/thebodycoach1>

RTE

RTE have announced that will be broadcasting daily 'school' on TV to support families at home during the coronavirus outbreak. The cross-platform initiative is being launched by RTE with the support of the Department of Education. Daily school is set to begin on the station from Monday, March 30. It will run from 11am to 12pm, Monday to Friday on RTÉ2, with a shorter "catch-up" segment later in the afternoon.

Tuesday 24th March

English

- Word Study –Choose one of the following ways to practice your ‘-dge words’ today. Rainbow writing, Pyramid writing, Staircase writing, Wordsearch writing, put the words in alphabetical order & put the words in sentences.
- Read for at least 10 minutes.
- Write in your Diary

Maths

- Practise your tables for 10 minutes using the Hit the Button game on Topmarks. Please follow this link to the website- <https://www.topmarks.co.uk/maths-games/hit-the-button> Make it more fun and challenge somebody at home to beat your high score. Hit the button may also be downloaded as an app on your phone. (2nd Class – choose ‘number bonds’ and ‘addition within 10’. 3rd Class – choose ‘Times Tables’ and ‘Tables up to 10’ and ‘Hit the Answer x3’)
- Symmetry - In your copy complete p.133 B and C (found at the bottom of this document)

Gaeilge

- Watch a cartoon in Irish eg. Spongebob Squarepants or Dónall Dána (Horrid Henry) on Cúla4 <https://www.cula4.com/en/>

SESE

- Go to <https://www.dublinzoo.ie/news/dublinzoofun/> choose the Red Panda and complete the same activities (choice) as yesterday.

Create a Time Capsule

- On a page create a fact file about yourself and put it into your time capsule. Include your name, date of birth, age, hair colour, eye colour, height, and all your favourites (eg. Colour, food, animal etc.)

Art

- Draw a Frog by Following this step by step video https://www.youtube.com/watch?v=n_kovglf_eM

PE

- Today’s P.E. with Joe on The Body Coach TV <https://www.youtube.com/user/thebodycoach1>

RTE

- Watch today’s programme

Wednesday 25th March

English

- Word Study –Choose one of the following ways to practice your ‘-dge words’ today. Rainbow writing, Pyramid writing, Staircase writing, Wordsearch writing, put the words in alphabetical order & put the words in sentences.
- Read for at least 10 minutes.
- Write in your Diary

Maths

- Practise your tables for 10 minutes using the Hit the Button game on Topmarks. Please follow this link to the website- <https://www.topmarks.co.uk/maths-games/hit-the-button> Make it more fun and challenge somebody at home to beat your high score. Hit the button may also be downloaded as an app on your phone. (2nd Class – choose ‘number bonds’ and ‘addition within 10’ again today. 3rd Class – choose ‘Times Tables’ and ‘Tables up to 10’ and ‘Hit the Answer x4’)
- Symmetry - In your copy complete p.135 B, D and E (found at the bottom of this document)

Gaeilge

- Watch a cartoon in Irish eg. Spongebob Squarepants or Dónall Dána (Horrid Henry) on Cúla4 <https://www.cula4.com/en/>

SESE

- Go to <https://www.dublinzoo.ie/news/dublinzoofun/> choose the next animal and complete either the Fill in the Blanks or write 3 facts and draw a picture of the animal and colour it.

Create a Time Capsule

- On a page create a fact file about one of your family members (can be a pet) and put it into your time capsule.

Art

- Draw a Sheep by Following this step by step video <https://www.youtube.com/watch?v=rAgBdvTMjvg>

PE

- Today’s P.E. with Joe on The Body Coach TV <https://www.youtube.com/user/thebodycoach1>

RTE

- Watch today’s programme

Thursday 26th March

English

- Word Study –Choose one of the following ways to practice your ‘-dge words’ today. Rainbow writing, Pyramid writing, Staircase writing, Wordsearch writing, put the words in alphabetical order & put the words in sentences.
- Read for at least 10 minutes.
- Write in your Diary

Maths

- Practise your tables for 10 minutes using the Hit the Button game on Topmarks. Please follow this link to the website- <https://www.topmarks.co.uk/maths-games/hit-the-button> Make it more fun and challenge somebody at home to beat your high score. Hit the button may also be downloaded as an app on your phone. (2nd Class – choose ‘number bonds’ and ‘missing numbers (+ and -)’. 3rd Class – choose ‘Times Tables’ and ‘Tables up to 10’ and ‘Hit the Answer x5’)
- Symmetry - In your copy draw 6 items from your home that are symmetrical. On your drawing, draw the line of symmetry where if it is bent, it will be the same on both sides.

Gaeilge

- Watch a cartoon in Irish eg. Spongebob Squarepants or Dónall Dána (Horrid Henry) on Cúla4 <https://www.cula4.com/en/>

SESE

- Go to <https://www.dublinzoo.ie/news/dublinzoofun/> choose the next animal and complete either the Fill in the Blanks or write 3 facts and draw a picture of the animal and colour it.

Create a Time Capsule

- Draw your family and colour it in (or include a photograph). You could draw it like a family tree with you parents on the tree trunk and you and any brothers or sisters on the branches. Put it in your Time Capsule

Art

- Draw a Horse by Following this step by step video <https://www.youtube.com/watch?v=laVebaRmKdA>

PE

- Today’s P.E. with Joe on The Body Coach TV <https://www.youtube.com/user/thebodycoach1>

RTE

- Watch today’s programme

Friday 27th March

English

- Word study test – get an adult or sibling to retest you on this week's words. Compare your score to Monday's.
- Read for at least 10 minutes.
- Write in your Diary

Maths

- Practise your tables for 10 minutes using the Hit the Button game on Topmarks. Please follow this link to the website- <https://www.topmarks.co.uk/maths-games/hit-the-button> Make it more fun and challenge somebody at home to beat your high score. Hit the button may also be downloaded as an app on your phone. (2nd Class – choose 'number bonds' and 'missing numbers (+ and -) again today'. 3rd Class – choose 'Times Tables' and 'Tables up to 10' and 'Hit the Answer x6')
- Symmetry – using lego (any building toy or stones/leaves/grass) create or build a symmetrical design and show an adult. Create one for them to finish too.

Gaeilge

- Watch a cartoon in Irish eg. Spongebob Squarepants or Dónall Dána (Horrid Henry) on Cúla4 <https://www.cula4.com/en/>

SESE

- Go to <https://www.dublinzoo.ie/news/dublinzoofun/> choose the next animal and complete either the Fill in the Blanks or write 3 facts and draw a picture of the animal and colour it.

Art

- Draw your own Spring Scene including things you learned to draw this week, such as a mountain or field with daisies, tulips, daffodils, sheep/lambs, frogs and cows/calves in it.

PE

- Today's P.E. with Joe on The Body Coach TV <https://www.youtube.com/user/thebodycoach1>

RTE

- Watch today's programme

I am learning about symmetry.




A Listen to your teacher.




B Complete these shapes so that they are symmetrical.



C Complete the symmetrical pattern.



D Draw a line of symmetry on each of the following shapes.



E Draw your own symmetrical shape.



Objective Identify line symmetry in shapes and in the environment.

Strand Shape and Space
Strand Unit Symmetry



My goal is to learn about lines of symmetry.



A Warm-up. Listen to your teacher.
Symmetry Art!

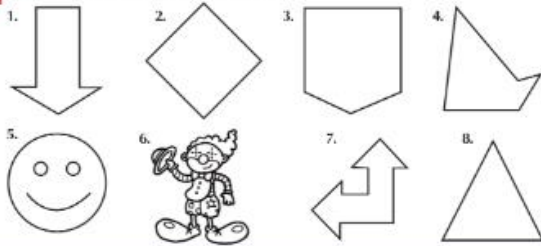


Line of symmetry


A line of symmetry is the line where a shape can be folded so that both sides are identical.



B Colour the shapes that are symmetrical.



C Draw a line of symmetry on the following shapes.



Objective Identify and draw lines of symmetry in 2D shapes.

Strand Shape and Space
Strand Unit Symmetry





Lines of symmetry

Some shapes have more than one line of symmetry.
An oval has 2 lines of symmetry.



A How many lines of symmetry have the following shapes?

1. 2. 3. 4.

5. 6. 7. 8.

B Real life symmetry.

1. Draw lines of symmetry for each of the following.



2. Make a list of other symmetrical things in nature.

C Symmetry picture.

Use the cubes to create a symmetrical picture.



D Mirror image game.

Sit beside your partner. You will each need a pencil and paper. Pretend that there is a mirror between you. Take it in turns to draw a simple picture, while the other follows symmetrically.



E Investigate the lines of symmetry in the letters of the alphabet and even the numbers one to ten.

- How many letters are symmetrical?
- How many numbers are symmetrical?



Objectives

- S41 Identify and draw lines of symmetry in 2D shapes.
- S42 Identify line symmetry in the environment.

Strand Shape and Space
Strand Unit Symmetry