

Good morning,

Please find attached some recommended work for this week for your child.

These are recommended activities only and please do not feel like everything must be completed. It is important that you know there is no need to spend hours on schoolwork at home. Pick and choose from the activities as you see fit.

The one thing that I will ask you to continue with your child is revising their sounds. You would be amazed with how quickly they can forget these! It is important for them to regularly practice their letter formation too.

You, your child's and your families health and well-being are the most important item at this moment in time.

The activities can also be found on our school website www.ballindagginns.ie It might be easier for some of you to access the document using the school website.

This a scary time for us all. I'm sure the boys and girls have lots of questions. This is a kids story that you may find useful to explain the coronavirus. <https://www.mindheart.co/descargables>

Stay safe and well, and I hope to see you all very soon!

Kind regards,

Aoife Swaine

English.

****Sounds** Go through Sounds copy and keep practicing the sounds that we have learned so far (s,a,t,i,p,n,c,k,e,h,r,m,d,g,o,u,l,f,b,j,qu,v,w,x,y,z).

- Name things that start with these sounds.

****Letter Formation**

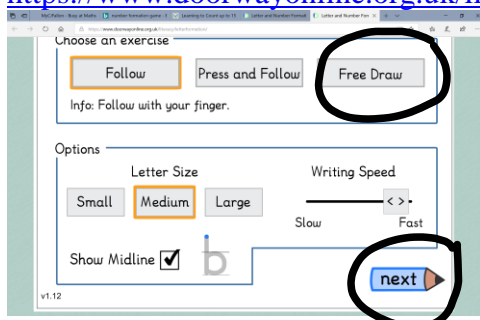
Practice writing the letter in a copy or on a page. Form the letter correctly.

Name/identify/draw things that start with that letter.

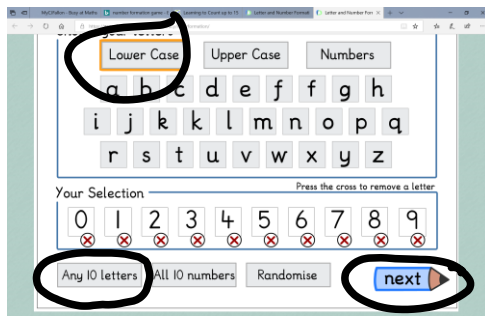
Monday	'q'
Tuesday	'z'
Wednesday	'w'
Thursday	'j'
Friday	'y'

This website is good for revising correct letter formation of all the letters.

- <https://www.doorwayonline.org.uk/literacy/letterformation/>



Choose Free Draw and Next.




Choose Lower Case, Any 10 Letters, Next.

Tricky Words

Practice all Tricky words that are in word bag so far.

Add in the following words –

one, by



1. I	13. you	25. one
2. the	14. your	26. by
3. he	15. come	27. only
4. she	16. some	28. old
5. me	17. said	29. like
6. we	18. here	30. have
7. be	19. there	31. live
8. was	20. they	32. give
9. to	21. go	33. little
10. do	22. no	34. down
11. are	23. so	35. what
12. all	24. my	36. when

All of these words are already in the word bag.

Blending

Sound out and read the following words.

Monday	Tuesday	Wednesday	Thursday	Friday
<u>q</u> uit	<u>z</u> ip	wag	jim	yet
<u>q</u> u <u>i</u> ck	<u>z</u> ap	w <u>e</u> ll	jet	yes
<u>q</u> u <u>i</u> ll	<u>z</u> ig	web	jump	y <u>e</u> ll
<u>q</u> uack	<u>z</u> ag	west	<u>j</u> ee <u>p</u>	y <u>u</u> ck
<u>q</u> ue <u>u</u> en	frog	wed	jam	yak
<u>q</u> u <u>i</u> lt	flat	w <u>i</u> ll	<u>j</u> ack	y <u>a</u> rn
<u>q</u> u <u>i</u> z	him	w <u>u</u> ff	jug	y <u>a</u> rd
<u>s</u> qu <u>i</u> d	bed	plum	<u>j</u> ar	get
<u>s</u> qu <u>i</u> nt	rip	stop	<u>f</u> arm	<u>d</u> uck

Dictation – Hear, sound out and write

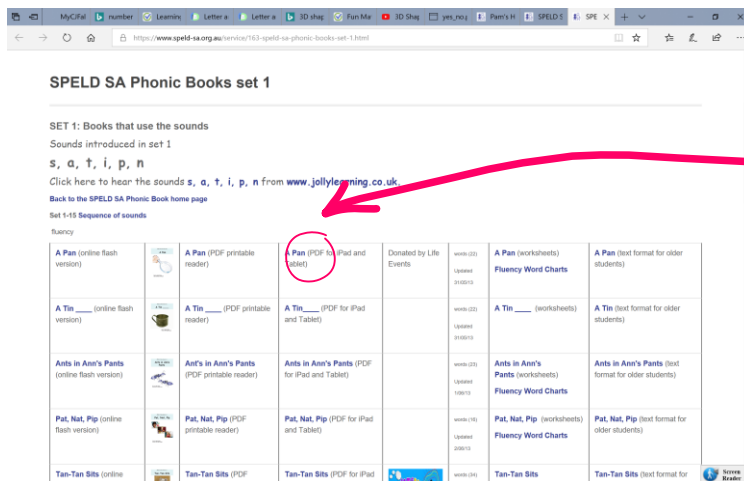
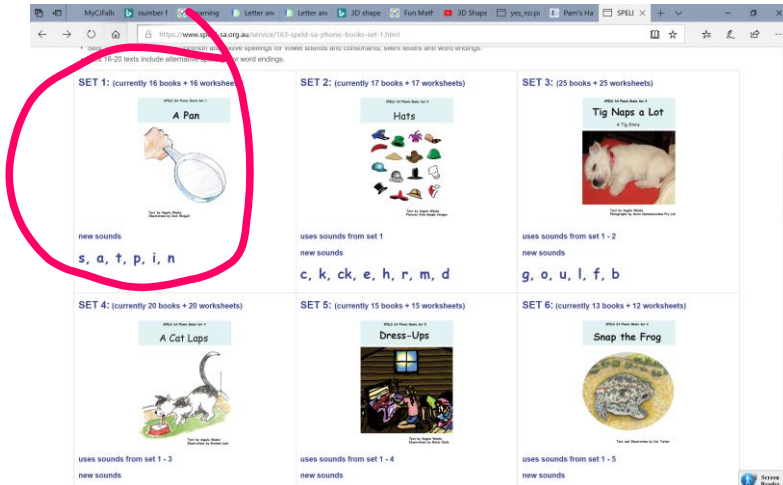
Call out some of the words as above. Your child should sound out the words and write them themselves – Forming every letter correctly.

Read.

Either read a book from home or try access one online.

This website has lots of books which you can download. Your child will be able to read these, as they are similar to the readers that we use for homework. There is lots of books in each set. I recommend starting with Set 1 and see how your child gets on.

<https://www.speld-sa.org.au/services/phonics-books.html>



I find it easier to download the PDF version of the books!

Read a story for your child. Ask them to guess what might happen, discuss the stories, answer questions about the story, the characters, etc.

Written activities / Worksheets. If you have access to a printer, you may print these pages out. If not, try complete the activities as much as possible on pages or in a copy by practicing letter formation, drawing pictures, etc.

Write 'My News' in copy. 2/3 sentences.

Freewriting

- Write simple words that you know – free writing.

Online games / activities

- Play some games that I have outlined below (at the end of this document).

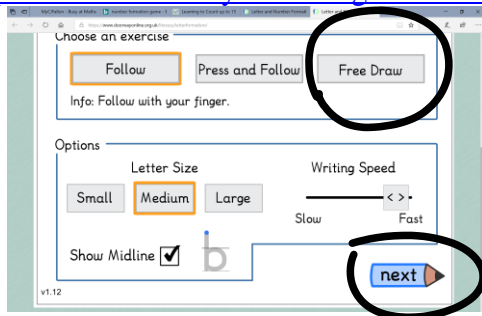
Maths

Number Formation

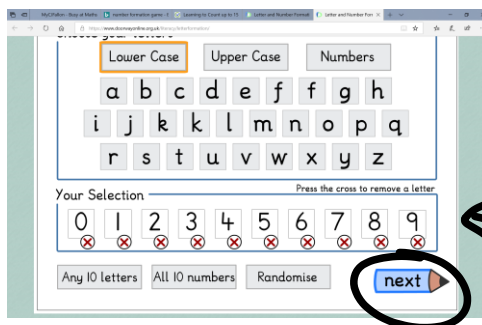
- Practice number formation. Write the numbers 0-5 correctly, starting in the right place and forming correctly.

Click this link to bring you to a Number Formation game

<https://www.doorwayonline.org.uk/literacy/letterformation/>



Choose free draw and next



Choose numbers and next

Shapes around us

- Identify shapes all around us.
 - Online game : <https://www.topmarks.co.uk/early-years/shape-monsters>
 - Play I Spy with a sibling or an adult.
- 2D Shapes – circle, square, rectangle, triangle, oval


- We have just started to learn 3D Shapes.
 - Song : <https://www.youtube.com/watch?v=guNdJ5MtX1A>
- Identify these. Sphere, cube, cuboid, cone, cylinder.
- Identify what shape real life things are such as a football, dice, can of 7up, tin of beans, icecream cone, etc.

Activities / Worksheets

- Worksheets – I will attach these below.

Extra Learning Activities

- On a sheet or in a copy, draw sets of objects and label. For example:



- Draw sets and write a number sentence.



2

+



1

=



3

Online Maths games and activities

- I have attached links to some more good websites with games and activities at the end of this document.

Songs

- Count backwards https://www.youtube.com/watch?v=srPktd4k_O8
- 3D Shapes <https://www.youtube.com/watch?v=2cg-Uc556-Q>
- 3D Shapes: <https://www.youtube.com/watch?v=ZnZYK83utu0>
- Days of The Week <https://www.youtube.com/watch?v=7AvNq2CQnOI>
- Months of the year
https://www.youtube.com/watch?v=5enDRrWyXaw&list=PLqv4y60m_3_BsDssdzvrCueiho5Tc-1j8

Active Time – Youtube: Cosmic Kids Yoga, Just Dance. The Body Coach is doing live workouts on his Youtube Channel.

Music – Youtube The Learning Station

Art

As our most recent Aistear theme was ‘The Café, draw a cupcake

Video link to help – <https://www.youtube.com/watch?v=4QRqJxR7Rfg>

Draw a daffodil or any flower.

Video link to help – <https://www.youtube.com/watch?v=I4sZYRDmXjc>

Draw my favourite meal.

Help to make and decorate buns.



Remember, **q** goes with **u**,
like in **quack**!


q






quilt



Listen. Colour pictures that **begin** with the **/kw/** sound.

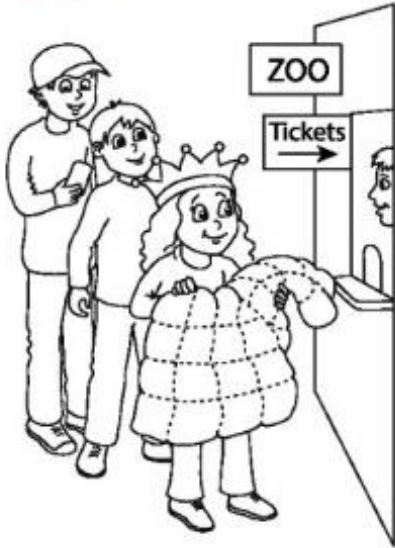


Say the **/kw/** sound. Colour pictures that **begin** with **/kw/**.





Look at the sentence. **Circle** every **q**.



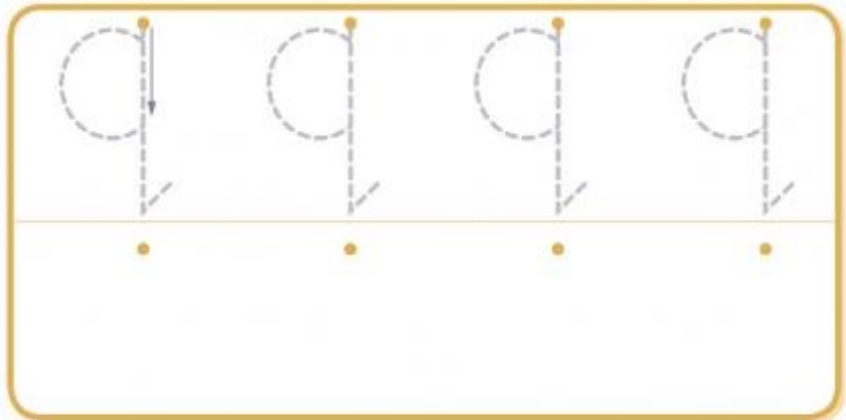
Clara the queen is in
a queue for the zoo
with her quilt!



Finger trace.



Pencil trace. **Write** by yourself.



Read the sentences. **Draw** them.

A duck and
a queen

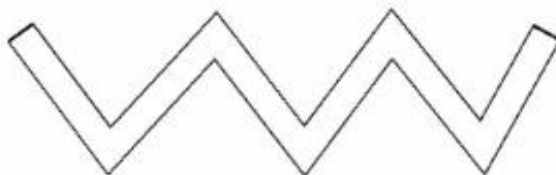


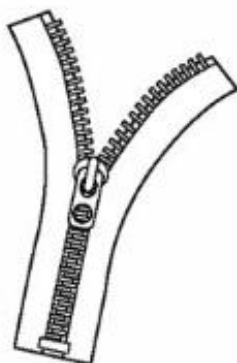

A quilt on a bed




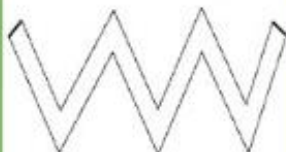




Z



Listen. Colour pictures that **begin** with the /z/ sound.




Say the /z/ sound. Colour pictures that **begin** with /z/.






Look at the sentences. Circle every z.



Liz is on a zig-zag path.



Liz is at
the zoo.



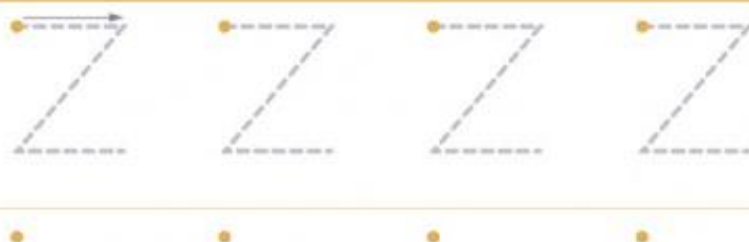
Liz pets Baz
the zebra.



Finger trace.



Pencil trace. **Write** by yourself.



Read the sentences. **Draw** them.

A hat on a zebra

A zip on a bag

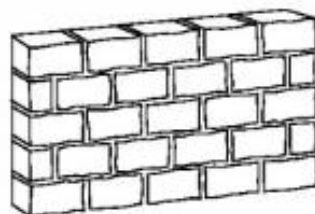
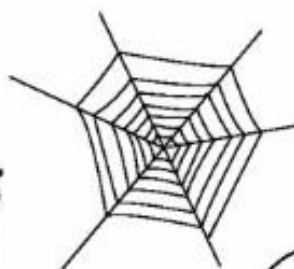
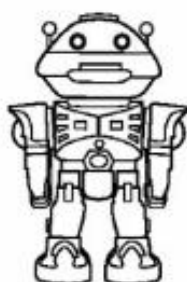
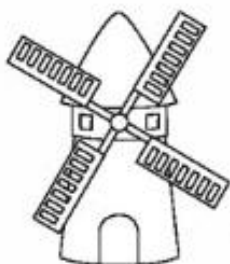
W



W and



Listen. Colour pictures that **begin** with the /w/ sound.

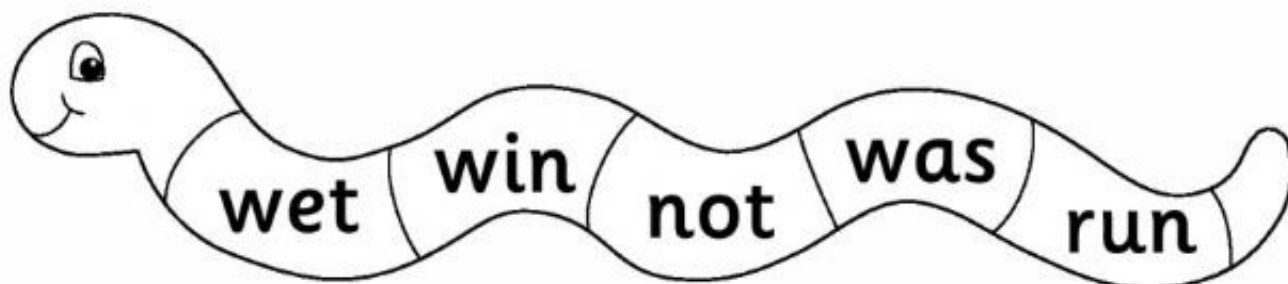
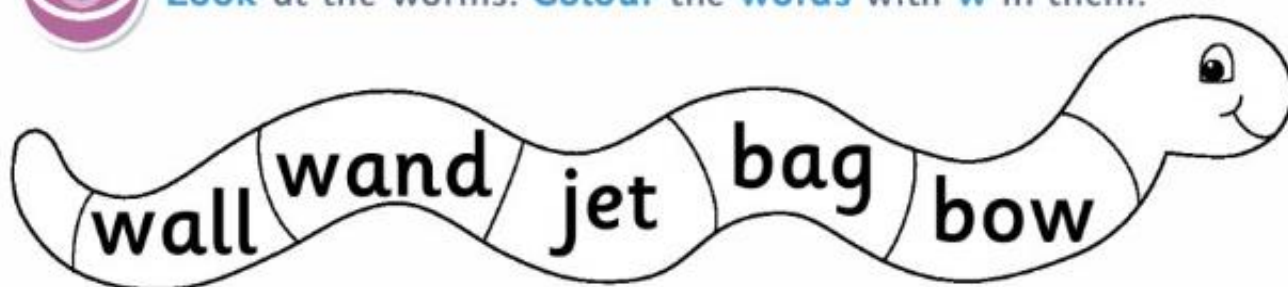


Say the /w/ sound. Colour pictures that **begin** with /w/.





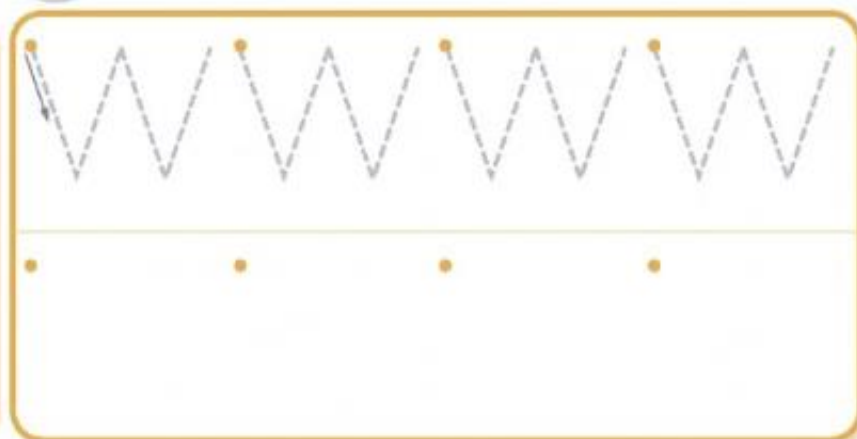
Look at the worms. Colour the words with **w** in them.




Finger trace.



Pencil trace. Write by yourself.



Read the words. Draw them.







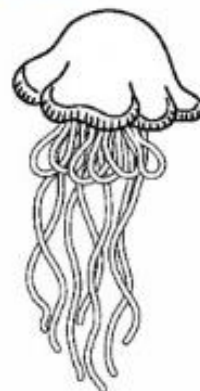

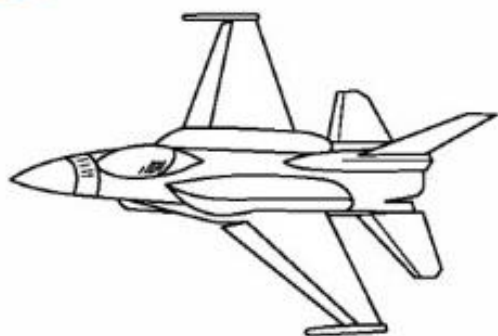
j




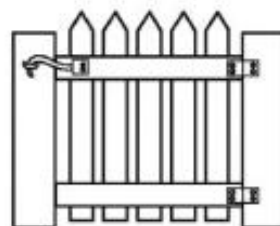
Jump



Listen. Colour pictures that **begin** with the **/j/** sound.




Say the **/j/** sound. Colour pictures that **begin** with **/j/**.





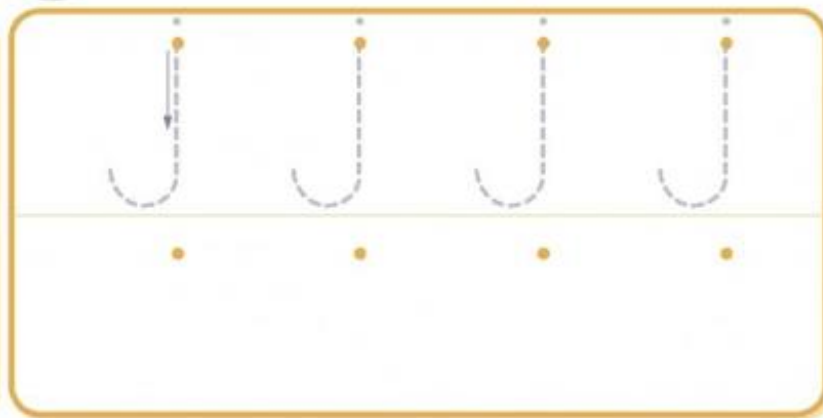
Look at the jars. Colour every j.



Finger trace.



Pencil trace. Write by yourself.



Read the words. Draw them.

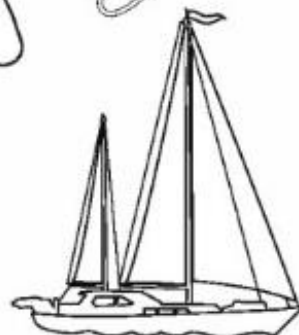

a jug
• • •

a jet
• • •




y



Listen. Colour pictures that **begin** with the /y/ sound.



Say the /y/ sound. Colour pictures that **begin** with /y/.



A black and white line drawing of a yak standing on three sacks. The sack on the left is labeled 'yes', the middle one 'up', and the one on the right 'yak'. The yak is facing right and has its front legs resting on the 'yes' and 'up' sacks, and its back legs on the 'yak' sack.

yes

up

yak

yum

you

(yellow)



Finger trace.



Pencil trace. **Write** by yourself.



Read the sentences. **Draw** them.



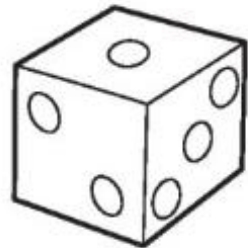

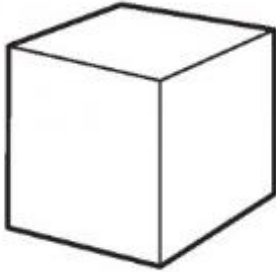
The yak is big.

The man yells.

3-D shapes



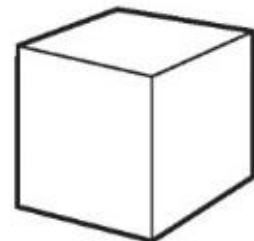

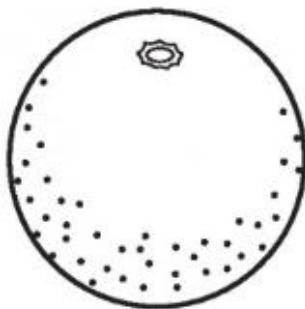
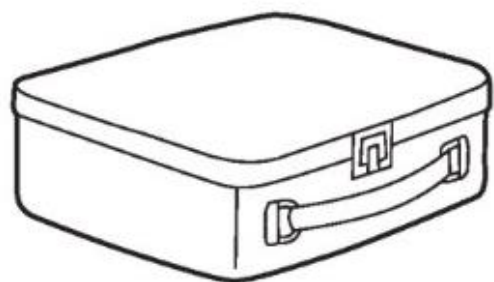


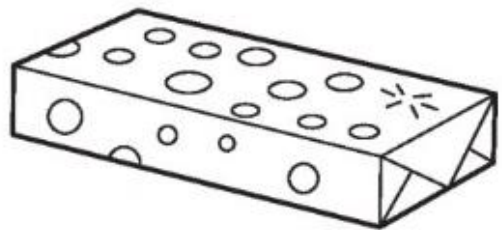
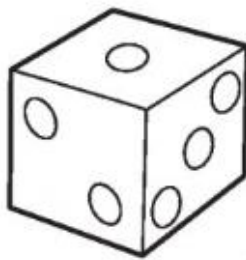
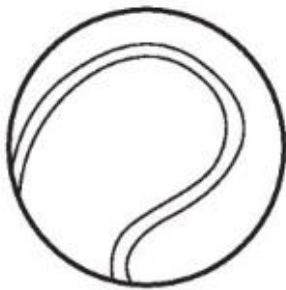

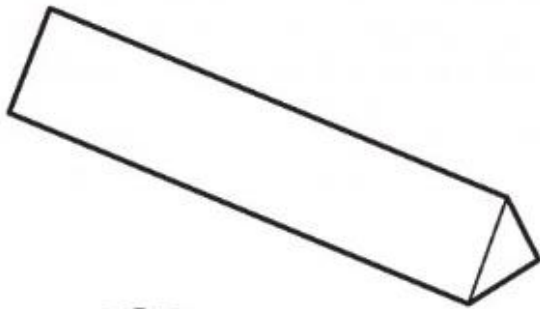
Match the objects that have the same shape. **Colour** them the same colour.



3-D shapes



Colour the shapes that can roll.



2-D shapes: circle




Find the hidden circles. Colour them blue. Talk.



2-D shapes: circle



Find the hidden circles. Colour them blue. Talk.



How many?

2



3



4



Count each set. Trace and write the numerals 2, 3 and 4.



2



.

.

.

.

.



3



.

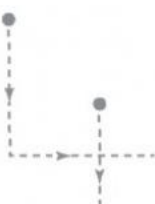
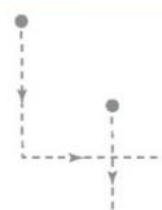
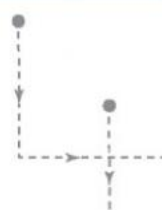
.

.

.



4



.

.

.

.


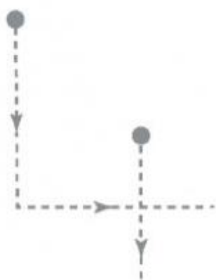


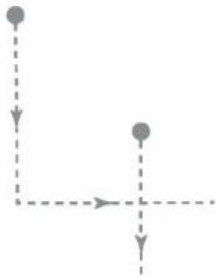



How many?

4



Write the numeral. **Colour** the correct number of animals.



Combine (totals up to 4)



3

and




1

make



4

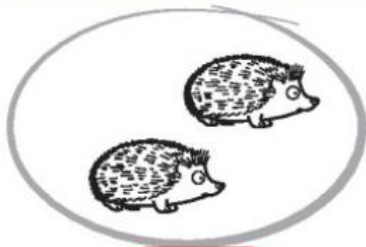
Count the number in each set. Add and write.




and




make




and



make




and



make



and



make



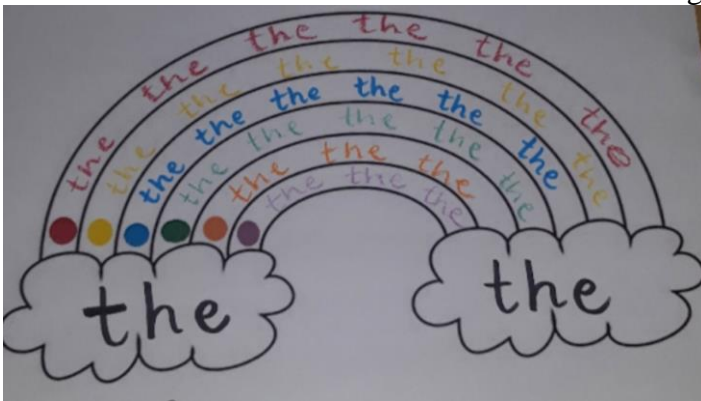
Extra activities / tasks


Letter Hunts - get out the magazines, flyers, Aldi brochures and the scissors and get chopping! Pick a different letter or sight word each day and have your child hunt for & cut out all the target letter or words they can find. Create a collage on a page. Find the letters in their name! Create a name collage. This is great for letter revision, familiarisation with different fonts and environmental print.

Tricky Word Spelling Rainbow

This activity can be done with any of the Tricky Words.

Use the correct colours for each section. Write the target words on the clouds for the pupils and off they go!





Alphabet Hunt

Colour each hunt that you complete

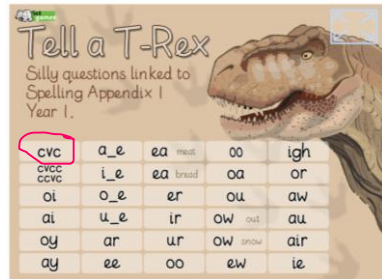
Find 5 items around the house beginning with the letter t .	Find 3 things in the kitchen beginning with the letter r .	Find 4 things in your bedroom beginning with the letter s .	Find 5 things in the garden beginning with a consonant .
Open the fridge. How many items begin with the letter m ?	Find a cereal box. How many of the letters in the name of the cereal are vowels ?	Find your coat. Look at the label. How many letters are consonants ?	Write down the names of everyone in your house. Who has the most vowels & the most consonants in their names?
Find a mirror. Say the alphabet aloud. Look at the shapes your mouth makes. Which is the funniest shape ?	Practice writing letters in a plate of salt / flour / rice .	Use some natural materials (sticks, leaves, stones) to make the letters of the alphabet outdoors .	Look all around the house. Can you find something in every room that begins with the letter d ?

Online Games and Activities

English/Literacy

Blending reading games

<https://www.ictgames.com/mobilePage/tellATRex/index.html>



Choose CVC option

<https://www.ictgames.com/mobilePage/forestPhonics/index.html>

Spell words. Listen to the word and choose the correct letters in the correct order to spell.

<https://www.ictgames.com/mobilePage/lcwc/index.html>



Choose Year 1 Patterns

Word will appear, sound out, remember word, when they disappear, can you choose the correct letters to spell the same word?

<https://www.starfall.com/h/ltr-classic/>

Good games - Make a word to match the picture. For example 'mat'.



Good game – Make a word to match the picture. For example 'mat'. Choose the correct spellings.

There are also readers that your child can read on this website. 'Zac the Rat', 'Peg the Hen', etc.

Jollyphonics songs are on youtube for all of the sounds

Sounds song

<https://www.youtube.com/watch?v=saF3-f0XWAY>

Little bird spelling – tricky word spelling <https://www.ictgames.com/littleBirdSpelling/>



Choose level 1

Make words <https://www.ictgames.com/mobilePage/foamPhonemes/index.html> -


Great game for reading words <https://www.ictgames.com/mobilePage/helpAHedgehog/index.html>



Should be able to work through Phase 2 and first two parts of phase 3.

Reading game

<https://www.ictgames.com/mobilePage/dinosaurEggsHF/index.html>



www.ictgames.com/literacy.html Interactive games that help children develop writing skills, blend phonemes, recognise initial sounds, and improve letter formation.

This website has fantastic games and activities for sounds, blending, reading, etc.

www.phonicsplay.co.uk Username: march20 Password: home

Twinkl is a fabulous online resource with a wealth of resources on it. They have provided free access to parents for the next few weeks. www.twinkl.ie